

Hose Fittings



ROKE
Valves and Fittings

www.chinaroke.com

Contents

Hydraulic Hose

One Wire Braid Hose (SAE 100 R1AT/EN853 1SN)	01
Two Wire Braid Hose (SAE 100 R2AT/EN853 2SN)	01
Fore Wire Braid Hose (EN856 4SP)	02
Fore Wire Spiral Hose (EN856 4SH)	02
Fore Wire Spiral Hose (EN856 R12)	02
Six Wire Spiral Hose (EN856 R13)	03
Six Wire Spiral Hose (EN856 R15)	03
Two Polyester Braid Hose (SAE 100 R7/EN855 R7)	03
One Wire Braid-textyle Cover Hose (SAE 100 R6)	04
PTFE Hose (HGV Series)	04
Smooth Bore PTFE Hose	05
Convolutued Bore PTFE Hose	06

Hose Ferrule

00100 Ferrule for SAE 100 R1A/EN853 1ST Hose	07
00110 Ferrule for SAE 100 R1AT/EN853 1SN Hose	07
00200 Ferrule for SAE100 R2A/DIN2022 2ST Hose	08
00210 Ferrule for SAE100 R2AT/DIN2022 2SN Hose	08
00018 Ferrule for SAE100 R7/R8 Hose.	08
00310 Ferrule for SAE100 R1AT/DIN2022 1SN/2SN Hose	08
00400 Ferrule for 4SP\4SH/10-16\R12/06-16 Hose	08
00401 Ferrule for DIN20023 4SH & R12/32 Hose	09
00500 Ferrule for SAE 100R5 Hose	09
00620 Ferrule for SAE100 R13 Hose	09
00621 Ferrule for SAE100 R13 Hose	09
00710 Ferrule for Teflon Hose	09

Hose Fittings

10311 O-ring Metric Male Flat Seal	10
20211 Metric Female Flat Seal	10
20241 45° Metric Female Flat Seal	11
20291 90° Metric Female Flat Seal	11
20111 Metric Female Multiseal	12
20141 45° Metric Female Multiseal	12
20191 90° Metric Female Multiseal	13
10711 Metric Male 74° Cone Seat	13
20711 Metric Female 74° Cone Seat	14
20741 45° Metric Female 74° Cone Seat.	14
20791 90° Metric Female 74° Cone Seat.	15
10411 Metric Male 24° Cone Seat (DIN3861/ISO8434.1) Light Series	15
20411 Metric Female 24° Cone O-ring (DIN3865) Light Series	16
20441 45° Metric Female 24° Cone O-ring (DIN3865) Light Series	16
20491 90° Metric Female 24° Cone O-ring (DIN3865) Light Series	17
10511 Metric Male 24° Cone Seat (DIN3861/ISO8434.1) Heavy Series	17
20511 Metric Female 24° Cone O-ring (DIN3865) Heavy Series	18
20541 45° Metric Female 24° Cone O-ring (DIN3865) Heavy Series	18
20591 90° Metric Female 24° Cone O-ring (DIN3865) Heavy Series	19
50011 Metric Stand Pipe Straight DIN2353	19
50041 45° Metric Stand Pipe Straight DIN2353	20
50091 90° Metric Stand Pipe Straight DIN2353	20
10311-SP BSP Male Thread.	21
22111 BSP Female Multiseal	22
22141 45° BSP Female Multiseal	22
22191 90° BSP Female Multiseal	23
22211 BSP Female Flat Seat	23
22241 45° BSP Female Flat Seat.	24
22291 90° BSP Female Flat Seat.	24
12611 BSP Male 60° Cone Seat.	24
22611 BSP Female 60° Cone Seat.	25
22641 45° BSP Female 60° Cone Seat.	25
22691 90° BSP Female 60° Cone Seat.	26
22611-D BSP Female 60° Cone Seat Double Hexagon	26
15611 NPT Male Thread	27
16711 JIC Male 74° Cone.	27
26711 JIC Female 74° Cone.	28
26741 45° JIC Female 74° Cone	28
26791 90° JIC Female 74° Cone	29
26711D JIC Female 74° Cone Double Hexagon	29
27811 SAE Female 90° Cone Seat (SAE J513)	30
27891 90° SAE Female 90° Cone Seat (SAE J513)	30
14211 ORFS Male O-ring Seat (ISO8434.3/SAE J1453.)	30
24241 45° ORFS Female Flat Seat (ISO12151.1/SAE J516)	31
24291 90° ORFS Female Flat Seat (ISO12151.1/SAE J516)	31

87311	SAE Flange 3000 psi	32
87341	45° SAE Flange 3000 psi	32
87391	90° SAE Flange 3000 psi	32
87611	SAE Flange 6000 psi	33
87641	45° SAE Flange 6000 psi	33
87691	90° SAE Flange 6000 psi	33
29611	JIS GAS Female 60° Cone Seat (JIS B8363)	34
29641	45° JIS GAS Female 60° Cone Seat (JIS B8363)	34
29691	90° JIS GAS Female 60° Cone Seat (JIS B8363)	34
67011	SAE Stapalelok Male (SAE J1467)	35
70011	Metric Banjo (DIN 7462)	35
700M	Metric Bolt (DIN 7643)	35
72011	BSP Banjo.	36
720B	BSP Bolt	36
90011	Double Connector	36

43 Series Hydraulic Hose Fittings

10143	Male NPTF Pipe - Rigid	37
11343	Male NPTF Pipe - Swivel	37
11L43	Male NPTF Pipe - Swivel-90° Elbow	37
10243	Female NPTF Pipe - Rigid	38
10743	Female NPTF Pipe - Swivel (60° Cone)	38
10543	Male SAE Straight Thread with O-Ring - Rigid	38
10G43	Male SAE Straight Thread with O-Ring - Swivel	38
10L43	Male SAE Straight Thread with O-Ring - Swivel - 90° Elbow	39
10343	Male JIC 37° - Rigid	39
1LB43	Male JIC 37° - Bulkhead without Locknut	39
10643	Female JIC 37° - Swivel	40
13743	Female JIC 37° - Swivel - 45° Elbow - Short Drop	40
1L743	Female JIC 37° - Swivel - 45° Elbow - Medium Drop	40
13943	Female JIC 37° - Swivel - 90° Elbow - Short Drop	41
1L943	Female JIC 37° - Swivel - 90° Elbow - Medium Drop	41
14143	Female JIC 37° - Swivel - 90° Elbow - Long Drop	41
11143	Tube Union(24° Cone with Nut and Ferrule)	42
11143	Female Flareless - Swivel(24° Cone)	42
12843	Male Inverted SAE 45° - Swivel	42
16743	Male Inverted SAE 45° - Swivel - 45° Elbow	42
16943	Male Inverted SAE 45° - Swivel - 90° Elbow	43
11543	SAE Code 61 Flange Head (ISO 12151-3 - S - L)	43
11643	SAE Code 61 Flange Head - 22.5° Elbow (ISO 12151-3 - E22M - L)	43
12643	SAE Code 61 Flange Head - 30° Elbow (ISO 12151-3 - E30M - L)	43
11743	SAE Code 61 Flange Head - 45° Elbow (ISO 12151-3 - E45M - L)	44
12743	SAE Code 61 Flange Head - 60° Elbow (ISO 12151-3 - E60M - L)	44
11843	SAE Code 61 Flange Head - 67.5° Elbow (ISO 12151-3 - E67M - L)	44
11943	SAE Code 61 Flange Head - 90° Elbow (ISO 12151-3 - E90S - L)	44
1J043	Male ORFS - Rigid - (with O-Ring)	45
1JB43	Male ORFS - Bulkhead - (with O-Ring)	45
1JC43	Female ORFS - Swivel - Short (ISO 12151-1)	45
1JS43	Female ORFS - Swivel - Long (ISO 12151-1)	46
1J743	Female ORFS - Swivel - 45° Elbow (ISO 12151-1)	46
1J943	Female ORFS - Swivel - 90° Elbow - Short Drop (ISO 12151-1)	47
1J543	Female ORFS - Swivel - 90° Elbow - Midium Drop (ISO 12151-1)	47
1J143	Female ORFS - Swivel - 90° Elbow - Long Drop (ISO 12151-1)	47
1D043	Male Metric L - Rigid - 24° Cone (ISO8434.1)	48
11D43	Male Standpipe Metric L - Rigid (ISO8434.1)	48
1C343	Female Metric L -Swivel - Ball Nose (ISO8434.1)	48
1C443	Female Metric L -Swivel - 45° Elbow - Ball Nose (ISO8434.1)	49
1C543	Female Metric L -Swivel - 90° Elbow - Ball Nose (ISO8434.1)	49
1CA43	Female Metric L -Swivel - 24° with O-ring (ISO8434.1)	49
1CE43	Female Metric L -Swivel - 45° Elbow - 24° with O-ring (ISO8434.1)	49
1CF43	Female Metric L -Swivel - 90° Elbow - 24° with O-ring (ISO8434.1)	50
1D243	Male Metric S - Rigid - 24° Cone (ISO8434.1)	50
13D43	Male Standpipe Metric S - Rigid (ISO8434.1)	50
1C643	Female Metric S -Swivel - Ball Nose (ISO8434.1)	50
1C943	Female Metric L -Swivel - 24° Cone with O-Ring (ISO8434.1)	51
10C43	Female Metric L -Swivel - 45° Elbow - 24° Cone with O-Ring (ISO8434.1)	51
11C43	Female Metric L -Swivel - 90° Elbow - 24° Cone with O-Ring (ISO8434.1)	51
1D943	Male BSP Parellel Pipe - Rigid - 60° Cone (ISO 228-1)	52
19243	Female BSP Parallel Pipe - Swivel - 60° Cone (ISO 228-1)	52
1B143	Female BSP Parallel Pipe -45° Swivel - 60° Cone (ISO 228-1)	52
1B243	Female BSP Parallel Pipe -45° Swivel - 60° Cone (ISO 228-1)	52
1B543	Female BSP Parallel Pipe - Swivel - Falt Seat (ISO 228-1)	53
1FU43	Female BSPP Parallel Pipe - Swivel - 30° Flared (ISO 228-1)	53
1GU43	Female BSPP Parallel Pipe - Swivel - 60° Cone (ISO 228-1)	53
1UT43	Male BSPP Taper Pipe - Rigid - 60° Flared (ISO 228-1)	53
1MU43	Female Metric - Swivel - 30° Flared	54
1XU43	Female Metric - Swivel - 30° Flared	54
14943	DIN Metric Banjo	54
AM	Banjo Bolt w/DIN Metric	54

Hydraulic Hose

One Wire Braid Hose (SAE 100 R1AT/EN853 1SN)



Standard: SAE 100 R1AT, EN853 1SN, ISO1436-1 Type 1SN

Iner Layer: Synthetic Rubber

Enhancement Layer: One Braided Steel Wire Layer

Outer Layer: Synthetic Rubber

Working Tempreture: -40°C to 100°C (-40°F to 212°F)

Part NO.	Nominal I.D.	Hose Size		Hose I.D.	Hose O.D.	Min Burst Pressure	Working Pressure	Bending Radius	Ferrule
	mm	DASH	in	mm	mm	Mpa	Mpa	mm	
1T-03	5	-03	3/16	4.8	11.8	82.7	20.7	89	00110-03A
1T-04	6	-04	1/4	6.4	13.4	75.8	19	102	00110-04A
1T-05	8	-05	5/16	7.9	15	68.9	17.2	114	00110-05A
1T-06	10	-06	3/8	9.5	17.4	62	15.5	127	00110-06A
1T-08	12	-08	1/2	12.7	20.6	55.2	13.8	178	00110-08A
1T-10	16	-10	5/8	15.9	23.7	41.4	10.3	203	00110-10A
1T-12	20	-12	3/4	19	27.7	34.5	8.6	241	00110-12A
1T-16	25	-16	1	25.4	35.6	27.6	6.9	305	00110-16A
1T-20	32	-20	1.1/4	31.8	43.5	17.2	4.3	419	00110-20A
1T-24	40	-24	1.1/2	38.1	50.6	13.8	3.4	508	00110-24A
1T-32	50	-32	2	50.8	64	10.3	2.6	635	00110-32A

Two Wire Braid Hose (SAE 100 R2AT/EN853 2SN)



Standard: SAE 100 R2AT, EN853 2SN, ISO1436-1 Type 2SN

Iner Layer: Synthetic Rubber

Enhancement Layer: Two Braided Steel Wire Layer

Outer Layer: Synthetic Rubber

Working Tempreture: -40°C to 100°C (-40°F to 212°F)

Part NO.	Nominal I.D.	Hose Size		Hose I.D.	Hose O.D.	Min Burst Pressure	Working Pressure	Bending Radius	Ferrule
	mm	DASH	in	mm	mm	Mpa	Mpa	mm	
2T-03	5	-03	3/16	4.8	13.4	137.9	34.5	89	03310-03
2T-04	6	-04	1/4	6.4	15	137.9	34.5	102	03310-04
2T-05	8	-05	5/16	7.9	16.7	117.2	29.3	114	03310-05
2T-06	10	-06	3/8	9.5	19.1	110.3	27.6	127	03310-06
2T-08	12	-08	1/2	12.7	22.2	96.5	24.1	178	03310-08
2T-10	16	-10	5/8	15.9	25.4	75.8	19	203	03310-10
2T-12	20	-12	3/4	19	29.3	62	15.5	241	03310-12
2T-16	25	-16	1	25.4	38.1	55.2	13.8	305	03310-16
2T-20	32	-20	1.1/4	31.8	48.3	44.8	11.2	419	00200-20
2T-24	40	-24	1.1/2	38.1	54.6	34.5	8.6	508	00200-24
2T-32	50	-32	2	50.8	67.4	31	7.8	635	00200-32

Fore Wire Spiral Hose (EN856 4SP)



Standard: EN856 4SP

Iner Layer: Synthetic Butadiene Rubber

Enhancement Layer: Fore Spiraled Steel Wire Layer

Outer Layer: Synthetic Neoprene Rubber

Working Tempreture: -40°C to 100°C (-40°F to 212°F)

Part NO.	Nominal I.D.	Hose Size		Hose I.D.	Hose O.D.	Min Burst Pressure	Working Pressure	Bending Radius	Ferrule
	mm	DASH	in	mm	mm	Mpa	Mpa	mm	
4SP-04	6	-04	1/4	6.4	17.9	180	45	150	00400-04
4SP-06	10	-06	3/8	9.5	21.4	178	44.5	180	00400-06
4SP-08	12	-08	1/2	12.7	24.6	166	41.5	230	00400-08
4SP-10	16	-10	5/8	15.9	28.2	140	35	250	00400-10
4SP12	20	-12	3/4	19	32.2	140	35	300	00400-12
4SP-16	25	-16	1	25.4	39.7	112	28	340	00400-16
4SP-20	32	-20	1.1/4	31.8	50.8	84	21	460	00400-20
4SP-24	40	-24	1.1/2	38.1	57.2	74	18.5	560	00400-24
4SP-32	50	-32	2	50.8	69.8	66	16.5	660	00400-32

Fore Wire Spiral Hose (EN856 4SH)



Standard: EN856 4SH

Iner Layer: Synthetic Rubber

Enhancement Layer: Fore Spiraled Steel Wire Layer

Outer Layer: Synthetic Rubber

Working Tempreture: -40°C to 100°C (-40°F to 212°F)

Part NO.	Nominal I.D.	Hose Size		Hose I.D.	Hose O.D.	Min Burst Pressure	Working Pressure	Bending Radius	Ferrule
	mm	DASH	in	mm	mm	Mpa	Mpa	mm	
4SP12	19	-12	3/4	19	32.2	168	42	280	00400-12
4SP-16	25	-16	1	25.4	38.7	152	38	340	00400-16
4SP-20	32	-20	1.1/4	31.8	45.5	130	32.5	460	00401-20
4SP-24	40	-24	1.1/2	38.1	53.5	116	29	560	00401-24
4SP-32	50	-32	2	50.8	68.1	100	25	700	00401-32

Fore Wire Spiral Hose (EN856 R12)



Standard: EN856 R12

Iner Layer: Synthetic Rubber

Enhancement Layer: Fore Spiraled Steel Wire Layer

Outer Layer: Synthetic Rubber

Working Tempreture: -40°C to 100°C (-40°F to 212°F)

Part NO.	Nominal I.D.	Hose Size		Hose I.D.	Hose O.D.	Min Burst Pressure	Working Pressure	Bending Radius	Ferrule
	mm	DASH	in	mm	mm	Mpa	Mpa	mm	
R12-06	10	-06	3/8	9.5	20.3	110.3	27.6	127	00400-06
R12-08	12	-08	1/2	12.7	23.8	110.3	27.6	178	00400-08
R12-10	16	-10	5/8	15.9	27.4	110.3	27.6	203	00400-10
R12-12	20	-12	3/4	19	30.7	110.3	27.6	241	00400-12
R12-16	25	-16	1	25.4	38	110.3	27.6	305	00400-16
R12-20	32	-20	1.1/4	31.8	47	82.7	20.7	419	01400-20
R12-24	40	-24	1.1/2	38.1	53.5	69	17.2	508	01400-24
R12-32	50	-32	2	50.8	66.7	69	17.2	635	00401-32

Six Wire Spiral Hose (EN856 R13)



Standard: EN856 R13

Iner Layer: Synthetic Rubber

Enhancement Layer: Six Spiraled Steel Wire Layer

Outer Layer: Synthetic Rubber

Working Tempreture: -40°C to 100°C (-40°F to 212°F)

Part NO.	Nominal I.D.	Hose Size		Hose I.D.	Hose O.D.	Min Burst Pressure	Working Pressure	Bending Radius	Ferrule
	mm	DASH	in	mm	mm	Mpa	Mpa	mm	
R13-12	20	-12	3/4	19	32.1	137.9	34.5	241	00621-12
R13-16	25	-16	1	25.4	38.7	137.9	34.5	305	00621-16
R13-20	32	-20	1.1/4	31.8	49.8	137.9	34.5	419	01621-20
R13-24	40	-24	1.1/2	38.1	57.3	137.9	34.5	508	01621-24
R13-32	50	-32	2	50.8	71.8	137.9	34.5	635	00621-32

Six Wire Spiral Hose (EN856 R15)



Standard: EN856 R15

Iner Layer: Synthetic Rubber

Enhancement Layer: Six Spiraled Steel Wire Layer

Outer Layer: Synthetic Rubber

Working Tempreture: -40°C to 100°C (-40°F to 212°F)

Part NO.	Nominal I.D.	Hose Size		Hose I.D.	Hose O.D.	Min Burst Pressure	Working Pressure	Bending Radius	Ferrule
	mm	DASH	in	mm	mm	Mpa	Mpa	mm	
R12-06	10	-06	3/8	9.5	20.6	168	42	130	00621-06(R15)
R12-08	12	-08	1/2	12.7	23.8	168	42	180	00621-08(R15)
R12-12	20	-12	3/4	19	31.6	168	42	280	00621-12(R15)
R12-16	25	-16	1	25.4	38.6	168	42	300	00621-16(R15)
R12-20	32	-20	1.1/4	31.8	49.6	168	42	400	01621-20(R15)
R12-24	40	-24	1.1/2	38.1	56.5	168	42	500	01621-24(R15)

Two Polyester Braid Hose (SAE 100 R7/EN855 R7)



Standard: SAE 100 R7, EN853 R7

Iner Layer: Thermoplastic Resin

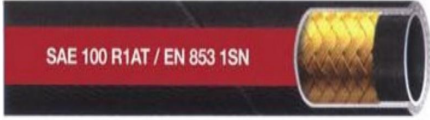
Enhancement Layer: Two Polyester Braided Layer

Outer Layer: Oil Resistant and Abrasion Resistant Resin


Working Tempreture: -40°C to 100°C (-40°F to 212°F)

Part NO.	Nominal I.D.	Hose Size		Hose I.D.	Hose O.D.	Min Burst Pressure	Working Pressure	Bending Radius	Ferrule
	mm	DASH	in	mm	mm	Mpa	Mpa	mm	
R7-03	5	-03	3/16	4.8	9.5	82.7	20.7	40	00018-03
R7-04	6	-04	1/4	6.4	11.9	75.8	19	50	00018-04
R7-05	8	-05	5/16	7.9	14.3	68.9	17.2	60	00018-05
R7-06	10	-06	3/8	9.5	16.5	62	15.5	75	00018-06
R7-08	12	-08	1/2	12.7	20.4	55.2	13.8	95	00018-08

One Wire Braid-textyle Cover Hose (SAE 100 R6)


				Standard: SAE 100 R6 Iner Layer: Synthetic Rubber Enhancement Layer: One Braided Layer Embedded in Rubber Outer Layer: Synthetic Rubber Working Tempreture: -40°C to 100°C (-40°F to 212°F)					
Part NO.	Nominal I.D.	Hose Size		Hose I.D.	Hose O.D.	Min Burst Pressure	Working Pressure	Bending Radius	Ferrule
	mm	DASH	in	mm	mm	Mpa	Mpa	mm	
R6-04	6	-04	1/4	6.4	12.7	2.8	11.2	64	00518-04
R6-05	8	-05	5/16	7.9	14.3	2.8	11.2	76	00518-05
R6-06	10	-06	3/8	9.5	15.9	2.8	11.2	76	00518-06
R6-08	12	-08	1/2	12.7	19.8	2.8	11.2	102	00518-08
R6-10	16	-10	5/8	15.9	23	2.4	9.6	127	00518-10
R6-12	20	-12	3/4	19	26	2.1	8.4	152	00518-12
R6-16	25	-16	1	25.4	32.5	1.3	5.2	230	00518-16

PTFE Hose

				Iner Layer: PTFE Outer Layer: One Braided Stainless Steel Working Tempreture: -54°C to 204°C (-65°F to 400°F)			
Part NO.	Hose I.D.	Hose O.D.	Min Burst Pressure	Working Pressure	Bending Radius	Ferrule	
	mm	mm	Mpa	Mpa	mm		
HGV3051	5.1	8	79.3	26.4	63	00TF0-03	
HGV3067	6.7	9	67.2	22.4	76	00TF0-04	
HGV3084	8.4	11	62.1	20.7	101	00TF0-05	
HGV1106	9.5	12.5	69	23	127	00TF0-06	
HGV3134	13.4	16.5	48.3	16.1	152	00TF0-08	
HGV3166	16.6	20	34.5	11	178	00TF0-10	
HGV3198	19.8	23	31	10.3	203	00TF0-12	
HGV3261	26.1	29.5	24.1	8	305	00TF0-16	

Smooth Bore PTFE Hose

Standard Wall (Imperial Size)

				Iner Layer: Extruded Teflon Tube Outer Laye: Stainless Steel Wire TEMP.RANGE:-60°C to +260°C (-76°F to 500°F)				
Part NO.	Size	Hose I.D.		Hose O.D.		Min Burst Pressure	Working Pressure	Bending Radius
		Min.	Max.	Min.	Max.			
	Inch.	mm	mm	mm	mm	Mpa	Mpa	mm
1004	1/4"	5.97	6.48	8.13	9.14	759	252	76
1005	5/16"	7.54	8.05	9.91	10.92	724	241	102
1006	3/8"	8.69	9.19	11.18	12.19	690	230	127
1007	13/32"	10.03	10.54	12.70	13.72	621	207	133
1008	1/2"	12.12	12.62	14.99	16.00	552	183	165
1010	5/8"	14.86	15.47	17.78	19.05	414	138	197
1012	3/4"	18.49	19.25	21.34	22.86	345	114	229
1014	7/8"	21.67	22.43	24.64	25.91	276	92	229
1016	1"	24.82	27.20	27.69	29.46	207	69	305

Smooth Bore PTFE Hose

Heavy Wall (Imperial Size)



Iner Layer: Extruded Teflon Tube

Outer Laye: Stainless Steel Wire

TEMP.RANGE:-60°C to +260°C (-76°F to 500°F)

Part NO.	Size	Hose I.D.		Hose O.D.		Min Burst Pressure	Working Pressure	Bending Radius
		Min.	Max.	Min.	Max.			
	Inch.	mm	mm	mm	mm	Mpa	Mpa	mm
2002	1/8"	3.30	3.51	6.1	6.60	1000	333	38
2003	3/16"	4.67	5.18	7.62	8.64	828	276	51
2004	1/4"	5.97	6.48	9.14	10.41	759	252	38
2005	5/16"	7.70	8.28	10.49	11.96	724	241	56
2006	3/8"	8.69	9.19	11.68	12.95	690	230	64
2007	13/32"	10.03	10.54	13.21	14.22	621	207	76
2008	1/2"	12.12	12.62	15.24	16.26	552	183	89
2010	5/8"	14.86	15.47	18.54	19.81	414	138	114
2012	3/4"	18.49	19.25	22.10	23.62	345	114	146
2014	7/8"	21.67	22.43	25.15	26.67	276	92	210
2016	1"	24.82	25.83	28.45	30.23	207	69	260

Smooth Bore PTFE Hose

Standard Wall (Metric Size)



Iner Layer: Extruded Teflon Tube

Outer Laye: Stainless Steel Wire

TEMP.RANGE:-60°C to +260°C (-76°F to 500°F)

Part NO.	Size	Hose I.D.		Hose O.D.		Min Burst Pressure	Working Pressure	Bending Radius
		Min.	Max.	Min.	Max.			
	mm	mm	mm	mm	mm	Mpa	Mpa	mm
3049	4.9	4.65	5.16	7.32	8.43	897	299	71
3051	5.1	4.85	5.36	7.49	8.61	862	287	71
3067	6.7	6.45	6.96	8.84	9.86	690	230	81
3084	8.4	8.15	8.66	10.54	11.56	641	214	127
3100	10.0	9.75	10.26	12.14	13.16	552	183	127
3103	10.3	9.93	10.64	12.78	14.10	552	183	133
3134	13.4	13.06	13.77	15.88	17.22	497	166	178
3166	16.6	16.10	17.12	18.95	20.57	345	110	203
3198	19.8	19.30	20.32	22.15	23.77	310	103	229
3221	22.1	21.59	22.61	24.46	26.09	276	92	229
3261	26.1	25.60	26.62	28.45	30.07	211	70	305

Convuluted Bore PTFE Hose

Standard Type



Iner Layer: Extruded Teflon Tube

Outer Laye: Stainless Steel Wire

TEMP.RANGE:-60°C to +260°C (-76°F to 500°F)

Part NO.	Size	Hose I.D.		Hose O.D.		Min Burst Pressure	Working Pressure	Bending Radius
		Min.	Max.	Min.	Max.			
	Inch.	mm	mm	mm	mm	Mpa	Mpa	mm
8004	1/4"	6.10	6.86	12.45	13.97	552	183	18
8006	3/8"	9.14	10.16	14.73	16.26	483	161	20
8008	1/2"	12.45	13.21	18.16	19.69	414	138	25
8010	5/8"	15.49	16.51	21.34	22.86	290	97	51
8012	3/4"	18.54	19.81	24.51	26.04	230	76	64
8014	7/8"	21.84	23.11	27.94	30.10	179	60	76
8016	1"	24.89	26.16	30.99	32.77	145	48	89

Convuluted Bore PTFE Hose

Tape Rapped



Iner Layer: Extruded Teflon Tube

Outer Laye: Stainless Steel Wire

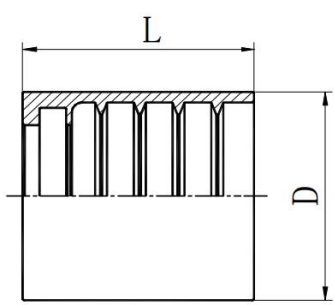
TEMP.RANGE:-60°C to +260°C (-76°F to 500°F)

Part NO.	Size	Hose I.D.	Hose O.D.	Min Burst Pressure	Working Pressure	Bending Radius
	Inch.	mm	mm	Mpa	Mpa	mm
9806	3/8"	9.53	13.72	276	69	25
9808	1/2"	12.70	20.83	345	86	38
9810	5/8"	15.88	23.11	386	97	50
9812	3/4"	19.05	27.18	303	76	63
9816	1"	25.40	34.04	276	69	76
9820	1-1/4"	31.75	39.88	276	69	88
9824	1-1/2"	38.10	45.97	207	52	114

Hose Ferrule

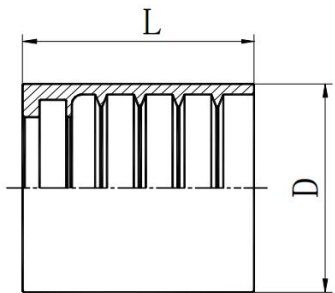
00100 SWAGED STANDARD FERRULE

Ferrule for SAE100 R1A/EN853 1SN/DIN2022 1ST Hose

00100 	PART NO.	Hose Bore		Dimensions	
		DN	DASH	D	L
		00100-03	4	03	17.5
	00100-04	6	04	20.6	30
	00100-05	8	05	21.5	31
	00100-06	10	06	24	32
	00100-08	12	08	28.5	34
	00100-10	16	10	32	37
	00100-12	20	12	36	43
	00100-16	25	16	43	50
	00100-20	32	20	50.5	59
	00100-24	40	24	57	74
	00100-32	50	32	70.6	78

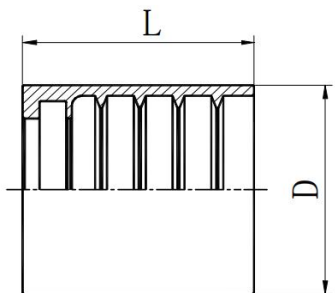
00110 SWAGED STANDARD FERRULE

Ferrule for SAE100 R1AT/DIN2022 1SN Hose

00110 	PART NO.	Hose Bore		Dimensions	
		DN	DASH	D	L
		00110-03	4	03	17.5
	00110-04	6	04	20.6	30
	00110-05	8	05	20.8	31
	00110-06	10	06	23.3	32
	00110-08	12	08	27	34
	00110-10	16	10	30	37
	00110-12	20	12	34	43
	00110-16	25	16	42.6	50
	00110-20	32	20	52	59
	00110-24	40	24	58	74
	00110-32	50	32	72	78

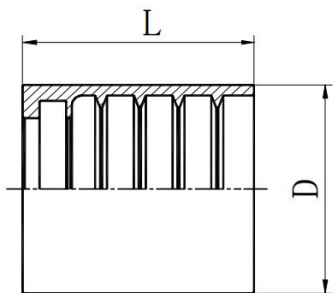
00200 SWAGED STANDARD FERRULE

Ferrule for SAE100 R2A/DIN2022 2ST Hose

00200 	PART NO.	Hose Bore		Dimensions	
		DN	DASH	D	L
		00200-03	4	03	20.6
	00200-04	6	04	21	30
	00200-05	8	05	24	31
	00200-06	10	06	25.5	32
	00200-08	12	08	30	34
	00200-10	16	10	33.4	37
	00200-12	20	12	38	43
	00200-16	25	16	46	50
	00200-20	32	20	56	59
	00200-24	40	24	62	74
	00200-32	50	32	75	78

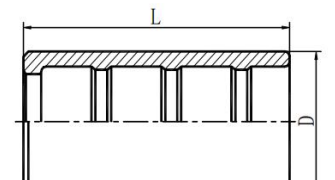
00210 SWAGED STANDARD FERRULE

Ferrule for SAE100 R2AT/DIN2022 2SN Hose

00210 	PART NO.	Hose Bore		Dimensions	
		DN	DASH	D	L
		00210-03	4	03	20.6
00210-04	6	04	22.2	30	
00210-05	8	05	23	31	
00210-06	10	06	25	32	
00210-08	12	08	28.3	34	
00210-10	16	10	31.5	37	
00210-12	20	12	35.5	43	
00210-16	25	16	45	50	
00210-20	32	20	55	59	
00210-24	40	24	62.5	74	
00210-32	50	32	75.5	78	

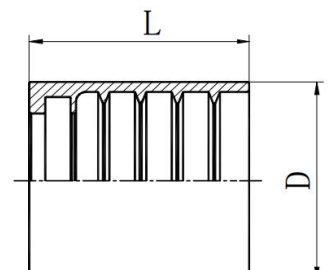
00018 SWAGED STANDARD FERRULE

Ferrule for SAE100 R7/R8 Hose

00018 	PART NO.	Hose Bore		Dimensions	
		DN	DASH	D	L
		00018-04	6	04	14.2
00018-05	8	05	17	29	
00018-06	10	06	18.8	31	
00018-08	12	08	21	31	
00018-10	16	10	25.5	34	
00018-12	20	12	33	43	

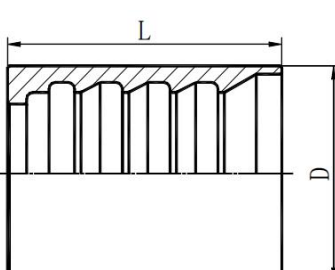
03310 SWAGED STANDARD FERRULE

Ferrule for SAE100 R1AT/R1AT DIN2022 1SN/2SN Hose

03310 	PART NO.	Hose Bore		Dimensions	
		DN	DASH	D	L
		03310-03	4	03	21
03310-04	6	04	23	30	
03310-05	8	05	24	31	
03310-06	10	06	26	32	
03310-08	12	08	29	34	
03310-10	16	10	33	37	
03310-12	20	12	37	43	
03310-16	25	16	46	50	
03310-20	32	20	59	59	

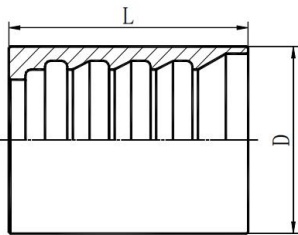
00400 SWAGED MULTISPIRAL FERRULE

Ferrule for R9A/R9R, 4SP, 4SH/10-16, R12/06-16 Hose

00400 	PART NO.	Hose Bore		Dimensions	
		DN	DASH	D	L
		00400-04	6	04	22
00400-06	10	06	25.5	39	
00400-08	12	08	29	41	
00400-10	16	10	32.5	43	
00400-12	20	12	37	51	
00400-16	25	16	46.5	64.5	
00400-20	32	20	57	67.5	
00400-24	40	24	65	75	
00400-32	50	32	79	79	

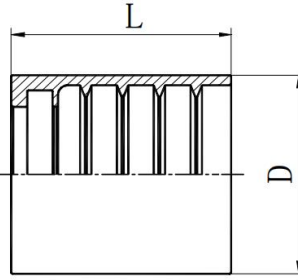
00401 SWAGED MULTISPIRAL FERRULE

Ferrule for DIN20023 4SH & R12/32 Hose

00401 	PART NO.	Hose Bore		Dimensions	
		DN	DASH	D	L
		00401-20	32	20	53
	00401-24	40	24	61	75
	00401-32	50	32	77	79

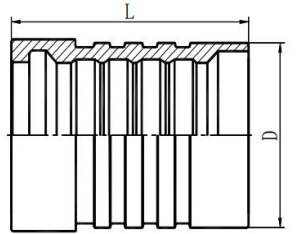
00500 SWAGED STANDARD FERRULE

Ferrule for SAE100R5 Hose

00500 	PART NO.	Hose Bore			Dimensions	
		DN	DASH	SAE DASH	D	L
		00500-03	4	03	04	19.0
	00500-04	6	04	05	20.8	25.7
	00500-05	8	05	06	23.8	22.4
	00500-07	11	07	08	26.0	26.2
	00500-08	12	08	10	30.2	27.7
	00500-10	16	10	12	34.9	29.7
	00500-14	22	14	16	38.1	33.5
	00500-18	28	18	20	46.0	42.7
	00500-22	35	22	24	52.3	47.0
	00500-29	46	29	32	65.1	50.8
	00500-38	60	38	38	82.6	63.0

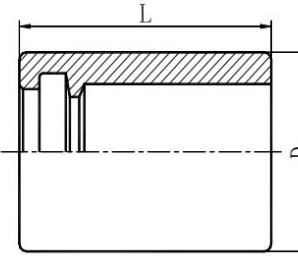
00621 SWAGED INTERLOCK FERRULE

Ferrule for SAE100 R13/EN856 R13 Hose

00621 	PART NO.	Hose Bore		Dimensions	
		DN	DASH	D	L
		00621-12	20	12	40
	00621-16	25	16	49	66
	00621-20	32	20	60	88.5
	00621-24	40	24	69.5	102
	00621-32	50	32	86.5	108

00710

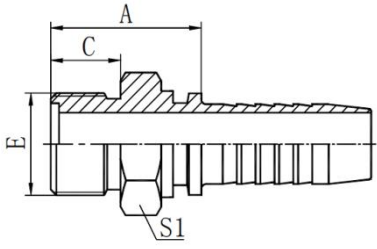
Ferrule for Teflon Hose

00710 	PART NO.	Hose Bore		Dimensions	
		DN	DASH	D	L
		00710-06	10	06	19.9
	00710-08	12	08	24.4	30
	00710-12	20	12	31.6	38
	00710-16	25	16	38.4	45.9
	00710-20	32	20	49.8	54
	00710-24	40	24	55.1	57
	00710-32	50	32	68.8	69.8

Hose Fitting

10311

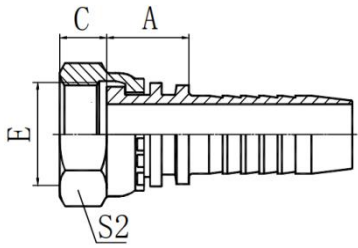
O-ring Metric Male Flat Seal

00100 	PART NO.	Thread E	Hose Bore		Dimensions		
			DN	DASH	A	C	S1
			10311-12-04	M12*1.25	6	04	22.5
10311-14-04	M14*1.5	6	04	23.5	11	17	
10311-16-04	M16*1.5	6	04	23.5	11	17	
10311-16-05	M16*1.5	8	05	23.5	11	17	
10311-16-06	M16*1.5	10	06	23.5	11	17	
10311-18-06	M18*1.5	10	06	23.5	11	19	
10311-22-05	M22*1.5	8	05	27	11	22	
10311-22-06	M22*1.5	10	06	26	11	22	
10311-22-08	M22*1.5	12	08	26.5	12	22	
10311-27-10	M27*1.5	16	10	31.5	12	27	
10311-30-12	M30*1.5	20	12	33.5	13	32	
10311-36-12	M36*2	20	13	35.3	14	38	
10311-36-14	M36*2	22	14	35.5	16	38	
10311-39-16	M39*2	25	16	39	16	41	
10311-45-20	M45*2	32	20	44.5	20	46	
10311-52-24	M52*2	40	24	47.5	22	55	
10311-64-32	M64*2	50	32	52.5	27	65	

NOTE: 1. The fitting is used with braided hoses. 2. If used with spiral hoses, fitting part NO. is 10312-xx-xx

20211

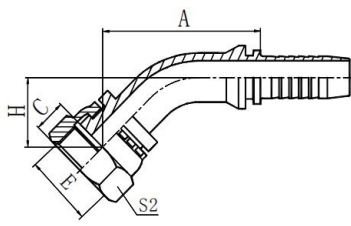
Metric Female Flat Seal

20211 	PART NO.	Thread E	Hose Bore		Dimensions		
			DN	DASH	A	C	S2
			20211-10-02	M10*1	4	02	14
20211-12-03	M12*1.25	5	03	14	9	17	
20211-14-04	M14*1.5	6	04	15.5	8.5	19	
20211-14-05	M14*1.5	8	05	15.5	8.5	19	
20211-16-04	M16*1.5	6	04	16.5	8	22	
20211-16-05	M16*1.5	8	05	16.5	8	22	
20211-16-06	M16*1.5	10	06	16.5	8	22	
20211-18-05T	M18*1.5	8	05	17.5	8	24	
20211-18-06	M18*1.5	10	06	17.5	8	24	
20211-20-06T	M20*1.5	10	06	16	10	24	
20211-20-08	M20*1.5	12	08	18.5	10	27	
20211-22-06T	M22*1.5	10	06	16	10	27	
20211-22-08	M22*1.5	12	08	18.5	10	27	
20211-22-10	M22*1.5	16	10	19.5	10	27	
20211-24-08T	M24*1.5	12	08	16.5	11	27	
20211-24-10	M24*1.5	16	10	20.5	10.5	27	
20211-27-08T	M27*1.5	12	08	18.5	10	30	
20211-27-10T	M27*1.5	16	10	19.5	10	32	
20211-30-12	M30*1.5	20	12	21.5	11	36	
20211-33-14	M33*2	22	14	21.5	13	41	
20211-36-12T	M36*2	20	12	20	13	41	
20211-36-14T	M36*2	22	14	20	13	41	
20211-39-16T	M39*2	25	16	23.5	13	46	
20211-42-20	M42*2	32	20	26	15	50	
20211-45-20T	M45*2	32	20	25	15	55	
20211-52-24T	M52*2	40	24	25	17	60	
20211-60-28T	M60*2	45	28	26	20	70	
20211-64-32T	M64*2	50	32	26	23	75	

NOTE: 1. The fitting is used with braided hoses. 2. If used with spiral hoses, fitting part NO. is 20212-xx-xx

20241

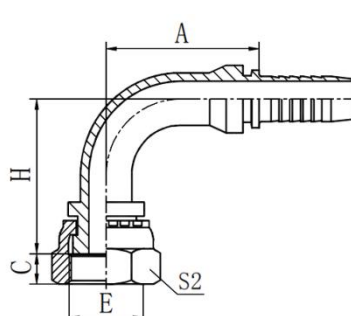
45° Metric Female Flat Seal

20241 	PART NO.	Thread E	Hose Bore		Dimensions			
			DN	DASH	A	C	H	S2
			20241-14-04	M14*1.5	6	04	40.5	8.5
20241-14-05	M14*1.5	8	05	42.7	8.5	19.3	19	
20241-16-05	M16*1.5	8	05	45.7	8	20	22	
20241-18-06	M18*1.5	10	06	45.7	8	21.4	24	
20241-22-08	M22*1.5	12	08	58.9	10	24	27	
20241-27-10T	M27*1.5	16	10	68.6	10	24.3	32	
20241-30-12	M30*1.5	20	12	78.1	11	30	36	
20241-36-12T	M36*2	20	12	75	13	27.5	41	
20241-36-14T	M36*2	22	14	77.3	13	27	41	
20241-36-16	M36*2	25	16	85.7	13	31.5	41	
20241-39-16T	M39*2	25	16	83.9	13	29.7	46	
20241-42-20	M42*2	32	20	97.3	15	36.6	50	
20241-45-20T	M45*2	32	20	94.5	15	33.8	55	
20241-52-20T	M52*2	32	20	94.5	17	33.8	60	
20241-52-24T	M52*2	40	24	108.5	17	37.7	60	
20241-60-28T	M60*2	45	28	118.7	20	43.6	70	
20241-64-32T	M64*2	50	32	127.8	23	45.6	75	

NOTE: 1. The fitting is used with braided hoses. 2. If used with spiral hoses, fitting part NO. is 20242-xx-xx

20291

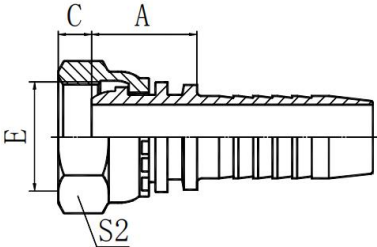
90° Metric Female Flat Seal

20291 	PART NO.	Thread E	Hose Bore		Dimensions			
			DN	DASH	A	C	H	S2
			20241-12-02	M12*1.25	4	02	26.5	8
20241-14-04	M14*1.5	6	04	30	8.5	34	19	
20241-14-05	M14*1.5	8	05	33	8.5	37	19	
20241-16-05	M16*1.5	8	05	34	8	38	22	
20241-16-06	M16*1.5	10	06	35.3	8	40.3	22	
20241-18-06	M18*1.5	10	06	35.8	8	41.3	24	
20241-22-08	M22*1.5	12	08	41	10	48	27	
20241-22-10	M22*1.5	16	10	57.5	10	53	27	
20241-27-08T	M27*1.5	12	08	41	11	46	32	
20241-27-10T	M27*1.5	16	10	56	10	51	32	
20241-30-12	M30*1.5	20	12	66.2	11	63.5	36	
20241-33-14	M33*2	20	14	71.2	13	65	41	
20241-36-14T	M36*2	22	14	71.2	13	61	41	
20241-36-16	M36*2	25	16	76.7	13	70	41	
20241-39-16T	M39*2	25	16	76.7	13	67.5	46	
20241-42-20	M42*2	32	20	91.5	15	82.5	50	
20241-45-20T	M45*2	32	20	91.5	15	78.5	55	
20241-52-20T	M52*2	32	20	91.5	17	78.5	60	
20241-52-24T	M52*2	40	24	109.4	17	92	60	
20241-60-28T	M60*2	45	28	119.9	20	106	70	
20241-64-32T	M64*2	50	32	131	23	113	75	

NOTE: 1. The fitting is used with braided hoses. 2. If used with spiral hoses, fitting part NO. is 20292-xx-xx

20111

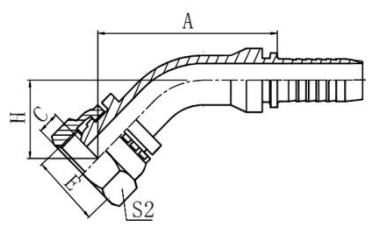
Metric Female Multiseal

20111 	PART NO.	Thread E	Hose Bore		Dimensions		
			DN	DASH	A	C	S2
			20111-10-03	M10*1	5	03	18
20111-10-04	M10*1	5	04	18	2.5	14	
20111-12-04	M12*1.5	6	04	18.5	4	17	
20111-12-05	M12*1.25	8	05	18.5	4	17	
20111-14-04	M14*1.5	6	04	19.5	4.5	19	
20111-14-05	M14*1.5	8	05	19.5	4.5	19	
20111-16-04	M16*1.5	6	04	19.5	4.5	22	
20111-16-05	M16*1.5	8	05	20	4.5	22	
20111-16-06	M16*1.5	10	06	20	4.5	22	
20111-18-05T	M18*1.5	8	05	21.5	4	24	
20111-18-06	M18*1.5	10	06	21.5	4	24	
20111-18-08	M18*1.5	10	06	22	4	24	
20111-20-06T	M20*1.5	10	06	20.5	4	24	
20111-20-08	M20*1.5	12	08	23	5.5	27	
20111-22-06T	M22*1.5	10	06	23	5.5	27	
20111-22-08	M22*1.5	12	08	23.5	5	27	
20111-22-10	M22*1.5	16	10	24.5	5	27	
20111-24-08T	M24*1.5	12	08	22	5.5	27	
20111-24-10	M24*1.5	16	10	26	5.5	27	
20111-27-08T	M27*1.5	12	08	23	5.5	30	
20111-27-10T	M27*1.5	16	10	23.5	7	32	
20111-30-12	M30*1.5	20	12	26.5	7	36	
20111-36-12D	M30*2	20	12	26.5	7	36	
20111-36-12T	M36*2	20	12	26	7	41	
20111-36-14T	M36*2	22	14	26	7	41	
20111-39-16T	M39*2	25	16	29.5	7	46	
20111-42-16T	M42*2	25	16	30	8.5	50	
20111-45-20T	M45*2	32	20	31.5	8.5	55	
20111-52-20T	M52*2	32	24	33	9	60	
20111-52-24T	M52*2	40	24	33	9	60	
20111-64-32T	M64*2	50	32	35	14	75	

NOTE: 1. The fitting is used with braided hoses. 2. If used with spiral hoses, fitting part NO. is 201212-xx-xx

20141

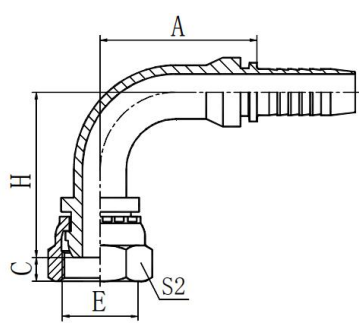
45° Metric Female Multiseal

20141 	PART NO.	Thread E	Hose Bore		Dimensions			
			DN	DASH	A	C	H	S2
			20141-10-03	M10*1	5	03	41.1	2.5
20141-12-04	M12*1.5	6	04	43	4	22	17	
20141-14-04	M14*1.5	6	04	43.4	4.5	21.3	19	
20141-14-05	M14*1.5	8	05	45.8	4.5	22.2	19	
20141-16-05	M16*1.5	8	05	45.8	4.5	22.5	22	
20141-16-06	M16*1.5	10	06	47.4	4.5	24.1	22	
20141-18-06	M18*1.5	10	06	48.5	4	24.2	24	
20141-18-08	M18*1.5	12	08	52.2	4	25.7	24	
20141-20-06T	M20*1.5	10	06	48.2	5.5	23.9	27	
20141-20-08	M20*1.5	12	08	62.1	5.5	27.2	27	
20141-22-06T	M22*1.5	10	06	58.4	5	25.7	27	
20141-22-08	M22*1.5	12	08	62.1	5	27.2	27	
20141-24-10	M24*1.5	16	10	75.4	5	29.6	30	
20141-27-10T	M27*1.5	16	10	74.4	5.5	29.6	32	
20141-30-12	M30*1.5	20	12	80.9	6	33.5	36	
20141-36-14T	M36*2	22	14	83	7	32.6	41	
20141-39-16T	M39*2	25	16	88.2	7	34	46	
20141-45-20T	M45*2	32	20	99.1	8.5	38.4	55	
20141-52-24T	M52*2	40	24	114.1	9	43.4	60	

NOTE: 1. The fitting is used with braided hoses. 2. If used with spiral hoses, fitting part NO. is 20142-xx-xx

20191

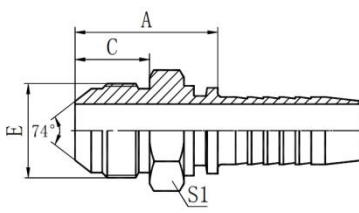
90° Metric Female Multiseal

20191	PART NO.	Thread E	Hose Bore		Dimensions			
			DN	DASH	A	C	H	S2
				20911-10-03	M10*1	5	03	27
	20191-12-04	M12*1.5	6	03	30	4	37.5	17
	20191-14-04	M14*1.5	6	04	30	4.5	38	19
	20191-14-05	M14*1.5	8	05	33	4.5	41	19
	20191-16-04	M16*1.5	6	04	30	4.5	38.5	19
	20191-16-05	M16*1.5	8	05	33	4.5	41.5	22
	20191-16-06	M16*1.5	10	06	35.3	4.5	43.8	22
	20191-18-05T	M18*1.5	8	05	33	4	43	24
	20191-18-06	M18*1.5	10	06	35.3	4	45.3	24
	20191-18-08	M18*1.5	12	08	40.5	4	50.5	24
	20191-20-06T	M22*1.5	10	06	35.3	5.5	44.8	24
	20191-20-08	M22*1.5	12	08	41	5.5	52	27
	20191-22-06T	M22*1.5	10	06	35.8	5	76.8	27
	20191-22-08	M22*1.5	12	08	41	5	52.5	27
	20191-24-08T	M24*1.5	12	08	41	5	51	30
	20191-24-10	M24*1.5	16	10	58	5	58.5	30
	20191-27-10T	M27*1.5	16	10	56	5.5	55.5	32
	20191-30-12T	M30*1.5	20	12	67.5	6	68.5	36
	20191-30-12	M30*2	20	12	67.5	6	68.6	36
	20191-36-12T	M36*2	20	12	65.5	7	68	41
	20191-36-14T	M36*2	22	14	71.2	7	69	41
	20191-39-16T	M39*2	25	16	76.7	7	73.5	46
	20191-45-20T	M45*2	32	20	91.5	8.5	85	55
	20191-52-24T	M52*2	40	24	109	9	100	60
	20191-64-32T	M64*2	50	32	132	14	122	75

NOTE: 1. The fitting is used with braided hoses. 2. If used with spiral hoses, fitting part NO. is 20192-xx-xx

10711

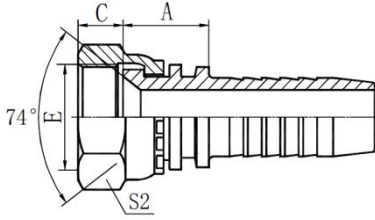
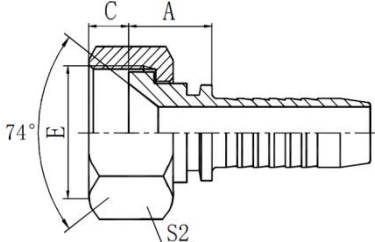
Metric Male 74° Cone Seat

10711	PART NO.	Thread E	Hose Bore		Dimensions		
			DN	DASH	A	C	S1
				10711-10-02	M10*1	4	02
	10711-10-03	M10*1	5	03	23	12.5	14
	10711-12-03	M12*1.5	5	03	26.5	15.7	14
	10711-12-03C	M12*1.25	5	03	24.5	14	14
	10711-14-04	M14*1.5	6	04	30.5	18	17
	10711-14-06	M14*1.5	10	06	30.5	18	17
	10711-16-05	M16*1.5	8	05	31.5	19	17
	10711-16-06	M16*1.5	10	06	31.5	19	17
	10711-18-06	M18*1.5	10	06	31.5	19	19
	10711-22-08	M22*1.5	12	08	35	19.5	22
	10711-24-08	M24*1.5	12	08	37	20	24
	10711-27-10	M27*1.5	16	10	38.5	20.5	27
	10711-30-12	M30*1.5	20	12	42.5	23	32
	10711-30-12D	M30*2	20	12	45.5	26	33
	10711-33-12	M33*2	20	12	45	26	36
	10711-36-14	M36*2	22	14	45	26	38
	10711-39-16	M39*2	25	16	48	27.5	41
	10711-42-12	M42*2	32	20	52	28.5	46
	10711-45-20	M45*2	32	20	52	28.5	46

NOTE: 1. The fitting is used with braided hoses. 2. If used with spiral hoses, fitting part NO. is 10712-xx-xx

20711

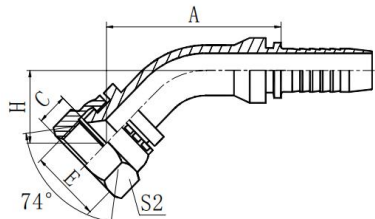
Metric Female 74° Cone Seat

 	PART NO.	Thread E	Hose Bore		Dimensions		
			DN	DASH	A	C	S2
			20711-10-02	M10*1	4	02	14
20711-12-03C	M12*1.25	5	03	14	10	17	
20711-12-03	M12*1.5	5	03	14.5	10	17	
20711-14-04	M14*1.5	6	04	15.5	8.5	19	
20711-14-05	M14*1.5	6	05	15.5	8.5	19	
20711-16-05	M16*1.5	8	05	16.5	8	22	
20711-16-06	M16*1.5	10	06	16	8	22	
20711-18-05T	M18*1.5	8	05	16	8	22	
20711-18-06	M18*1.5	10	06	17.5	10	24	
20711-20-06T	M20*1.5	10	06	16	10	24	
20711-20-08	M20*1.5	12	08	18.5	10	27	
20711-22-08	M22*1.5	12	08	18.5	10	27	
20711-22-10	M22*1.5	12	10	19.5	10	27	
20711-24-08T	M24*1.5	12	08	16.5	11	30	
20711-27-10T	M27*1.5	16	10	19.5	11	32	
20711-27-12	M27*1.5	20	12	21.5	11	32	
20711-30-10T	M30*1.5	16	10	18.5	11	36	
20711-30-12	M30*2	20	12	21.5	11	36	
20711-33-12T	M33*2	20	12	20	13	41	
20711-33-14	M33*2	22	14	21.5	13	41	
20711-36-14T	M36*2	22	14	20	14	41	
20711-36-16	M36*2	25	16	23	14	41	
20711-39-16T	M39*2	25	16	23.5	14	46	
20711-42-16T	M42*2	25	16	23.5	15	50	
20711-42-20	M42*2	32	20	26	15	450	
20711-45-20	M45*2	32	20	25	15	55	
20711-52-24T	M52*2	40	24	25	17	60	

NOTE: 1. The fitting is used with braided hoses. 2. If used with spiral hoses, fitting part NO. is 20712-xx-xx

20741

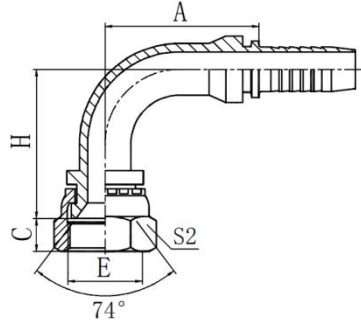
45° Metric Female 74° Cone Seat

	PART NO.	Thread E	Hose Bore		Dimensions			
			DN	DASH	A	C	H	S2
			20741-14-04	M14*1.5	6	04	40.5	8.5
20741-16-05	M16*1.5	8	05	44.4	8	20	22	
20741-18-06	M18*1.5	10	06	45.7	10	21.4	24	
20741-22-08	M22*1.5	12	08	58.9	10	24	27	
20741-27-10	M27*1.5	16	10	71.2	11	26.4	32	
20741-30-12	M30*2	20	12	78.1	11	30	36	
20741-33-12	M33*2	20	12	77.4	13	30	41	
20741-33-16	M33*2	22	14	85	13	30.8	41	
20741-36-14	M36*2	22	14	79.8	14	29.6	41	
20741-36-16	M36*2	25	16	85.7	14	31.5	41	
20741-39-16	M39*2	25	16	86.1	14	31.8	46	
20741-45-20W	M45*2	32	20	97	15	36.2	55	
20741-52-24W	M52*2	40	24	113	17	40.9	60	

NOTE: 1. The fitting is used with braided hoses. 2. If used with spiral hoses, fitting part NO. is 20742-xx-xx

20791

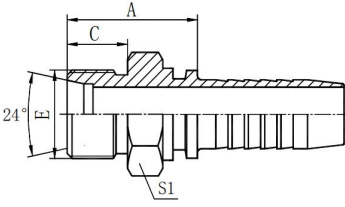
90° Metric Female 74° Cone Seat

20791 	PART NO.	Thread E	Hose Bore		Dimensions			
			DN	DASH	A	C	H	S2
			20791-12-04C	M12*1.25	6	04	30	8.5
20791-12-04	M16*1.5	6	05	30	8	33.5	17	
20791-14-04	M14*1.5	6	04	30	8.5	34	19	
20791-16-04	M16*1.5	8	04	30	8	35	22	
20791-16-05	M16*1.5	8	05	34	8	38	22	
20791-18-06	M18*1.5	10	06	35.3	10	41.3	24	
20791-22-08	M22*1.5	12	08	41	10	48	27	
20791-22-10	M22*1.5	12	10	56.5	10	52.5	27	
20791-27-10	M27*1.5	16	10	56.5	11	54	32	
20791-30-12	M30*2	20	12	66.2	11	63.5	36	
20791-33-12	M33*2	20	12	65.5	13	63.5	41	
20791-33-16	M33*2	22	14	76.7	13	69	41	
20791-36-12	M36*2	20	12	65.5	14	63.5	41	
20791-36-14	M36*2	22	14	71.2	14	64.5	41	
20791-39-16	M39*2	25	16	76.7	14	70.5	46	
20791-45-20W	M45*2	32	20	91.5	15	83	55	
20791-52-20	M52*2	32	20	93	17	84.5	60	
20791-52-24W	M52*2	40	24	110	17	96.5	60	

NOTE: 1. The fitting is used with braided hoses. 2. If used with spiral hoses, fitting part NO. is 10412-xx-xx

10411

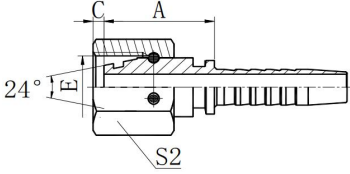
Metric Male 24° Cone Seat (DIN3861/ISO8434.1) Light Series

10411 	PART NO.	Thread E	Hose Bore		Tube	Dimensions		
			DN	DASH	O.D.	A	C	S1
			10411-12-04	M12*1.5	6	04	6	20.5
10411-14-04	M14*1.5	6	04	8	20.5	10	14	
10411-14-05	M14*1.5	8	05	8	21.5	10	14	
10411-16-04	M16*1.5	6	04	10	22.5	11	17	
10411-16-05	M16*1.5	8	05	10	22.5	11	17	
10411-16-06	M16*1.5	10	06	10	22.5	11	17	
10411-18-05	M18*1.5	8	05	12	23.5	11	19	
10411-18-06	M18*1.5	10	06	12	21.5	11	19	
10411-22-06	M22*1.5	10	06	15	24.5	12	24	
10411-22-08	M22*1.5	12	08	15	26	12	24	
10411-26-08	M26*1.5	12	08	18	26.5	12	27	
10411-26-10	M26*1.5	12	10	18	27	14	27	
10411-30-10	M30*2	16	10	22	29	14	32	
10411-30-12	M30*2	20	12	22	29	14	32	
10411-36-16	M36*2	25	16	28	31.5	14	38	
10411-45-20	M45*2	32	20	35	36	16	46	
10411-52-24	M52*2	40	24	42	38	16	55	

NOTE: 1. The fitting is used with braided hoses. 2. If used with spiral hoses, fitting part NO. is 10442-xx-xx

20411

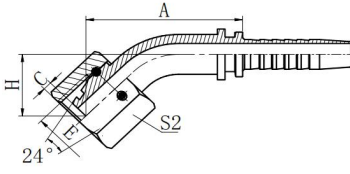
Metric Female 24° Cone O-ring (DIN3865) Light Series

20411W 	PART NO.	E	Hose Bore		Tube OD	Dimensions			O-ring
			DN	DASH		A	C	S2	
	20411-12-04W	M12*1.5	6	04	6	22.5	1.4	17	4.5*1.5
	20411-14-04W	M14*1.5	6	04	8	22.5	1.6	17	6.5*1.5
	20411-14-06W	M14*1.5	10	06	8	23	1.6	17	6.5*1.5
	20411-16-04W	M16*1.5	6	04	10	23	2	19	8.0*1.5
	20411-16-05W	M16*1.5	8	05	10	23	2	19	8.0*1.5
	20411-16-06W	M16*1.5	10	06	10	23	2	19	8.0*1.5
	20411-18-05T	M18*1.5	8	05	12	24.5	1.5	22	10*1.5
	20411-18-06T	M18*1.5	10	06	12	27.5	1.5	22	10*1.5
	20411-18-08W	M18*1.5	12	08	12	25	1.5	22	10*1.5
	20411-22-05T	M22*1.5	8	05	15	26.5	3	27	12*2.0
	20411-22-06T	M22*1.5	10	05	15	26.5	3	27	12*2.0
	20411-22-08T	M22*1.5	12	08	15	29	3	27	12*2.0
	20411-26-10T	M26*1.5	16	10	18	30	2	32	15*2.0
	20411-26-12W	M26*1.5	20	12	18	28	2	32	15*2.0
	20411-30-10T	M30*2	16	10	22	31	4	36	20*2.0
	20411-30-12T	M30*2	20	12	22	34	4	36	20*2.0
	20411-36-12T	M36*2	20	12	28	33	4.5	41	26*2.0
	20411-36-14T	M36*2	22	14	28	33	4.5	41	26*2.0
	20411-45-16T	M45*2	25	16	35	37	4	50	32*2.5
	20411-45-20T	M45*2	32	20	35	37.5	4	50	32*2.5
	20411-52-20T	M52*2	32	20	42	38.5	4	60	38*2.5
	20411-52-24T	M52*2	40	24	42	38.5	4	60	38*2.5

NOTE: 1. The fitting is used with braided hoses. 2. If used with spiral hoses, fitting part NO. is 20412-xx-xx

20441

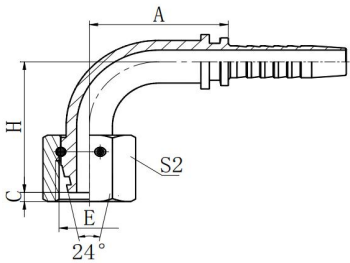
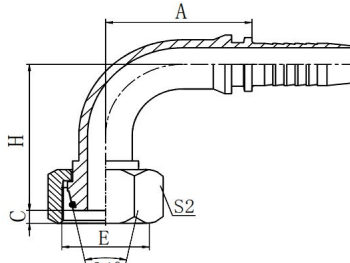
45° Metric Female 24° Cone O-ring (DIN3865) Light Series

20441W 	PART NO.	E	Hose Bore		Tube OD	Dimensions			O-ring
			DN	DASH		A	C	S2	
	20441-12-04W	M12*1.5	6	04	6	36.5	1.4	17	4.5*1.5
	20441-14-04W	M14*1.5	6	04	8	38.1	1.6	17	6.5*1.5
	20441-16-04W	M16*1.5	6	04	10	38.1	2	19	8.0*1.5
	20441-16-05W	M16*1.5	8	05	10	40.3	2	19	8.0*1.5
	20441-16-06W	M16*1.5	10	06	10	40.3	2	19	8.0*1.5
	20441-18-05T	M18*1.5	8	05	12	40.3	1.5	22	10*1.5
	20441-18-06T	M18*1.5	10	06	12	45	1.5	22	10*1.5
	20441-22-05T	M22*1.5	8	05	15	41	3	27	12*2.0
	20441-22-06T	M22*1.5	10	05	15	42	3	27	12*2.0
	20441-22-08T	M22*1.5	12	08	15	48.8	3	27	12*2.0
	20441-26-08T	M26*1.5	12	08	18	47.3	2	32	15*2.0
	20441-26-10T	M26*1.5	16	10	18	58	2	32	15*2.0
	20441-26-12W	M26*1.5	20	12	18	61.4	2	32	15*2.0
	20441-30-10T	M30*2	16	10	22	56.4	4	36	20*2.0
	20441-30-12T	M30*2	20	12	22	63.2	4	36	20*2.0
	20441-36-12T	M36*2	20	12	28	61.5	4.5	41	26*2.0
	20441-36-14T	M36*2	22	14	28	67.9	4.5	41	26*2.0
	20441-45-20T	M45*2	32	20	35	88.7	4	50	32*2.5
	20441-52-20T	M52*2	32	20	42	90.3	4	60	38*2.5
	20441-52-24T	M52*2	40	24	42	114.5	4	60	38*2.5

NOTE: 1. The fitting is used with braided hoses. 2. If used with spiral hoses, fitting part NO. is 20442-xx-xx

20491

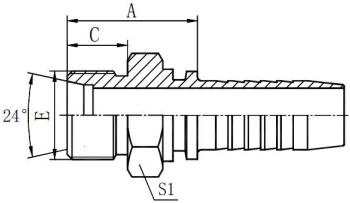
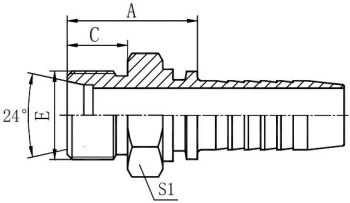
90° Metric Female 24° Cone O-ring (DIN3861/ISO8434.1) Light Series

 <p>20491W</p>	PART NO.	E	Hose Bore		Tube OD	Dimensions			O-ring
			DN	DASH		A	C	S2	
			 <p>20491-T</p>						
20491-12-04W	M12*1.5	6	03	6	26.5	1.4	17	4.5*1.5	
20491-12-04W	M12*1.5	6	04	6	27	1.4	17	4.5*1.5	
20491-14-04W	M14*1.5	6	04	8	30	1.6	17	6.5*1.5	
20491-16-04W	M16*1.5	6	04	10	30	2	19	8.0*1.5	
20491-16-05W	M16*1.5	8	05	10	33	2	19	8.0*1.5	
20491-16-06W	M16*1.5	10	06	10	35	2	19	8.0*1.5	
20491-18-05T	M18*1.5	8	05	12	33	1.5	22	10*1.5	
20491-18-06T	M18*1.5	10	06	12	37	1.5	22	10*1.5	
20491-22-06T	M22*1.5	10	05	15	34.5	3	27	12*2.0	
20491-22-08T	M22*1.5	12	08	15	42	3	27	12*2.0	
20491-26-08T	M26*1.5	12	08	18	39.5	2	32	15*2.0	
20491-26-10T	M26*1.5	16	10	18	51.2	2	32	15*2.0	
20491-26-12W	M26*1.5	20	12	18	55.5	2	32	15*2.0	
20491-30-10T	M30*2	16	10	22	49	4	36	20*2.0	
20491-30-12T	M30*2	20	12	22	57	4	36	20*2.0	
20491-36-12T	M36*2	20	12	28	55.3	4.5	41	26*2.0	
20491-36-14T	M36*2	22	14	28	64.2	4.5	41	26*2.0	
20491-45-16T	M45*2	25	16	35	71	4	50	32*2.5	
20491-45-20T	M45*2	32	20	35	81.5	4	50	32*2.5	
20491-52-20T	M52*2	32	20	42	83	4	60	38*2.5	
20491-52-24T	M52*2	40	24	42	109.4	4	60	38*2.5	

NOTE: 1. The fitting is used with braided hoses. 2. If used with spiral hoses, fitting part NO. is 20492-xx-xx

10511

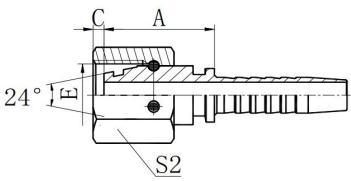
Metric Male 24° Cone Seat (DIN3861/ISO8434.1) Heavy Series

 <p>10511</p>	PART NO.	Thread E	Hose Bore		Tube O.D.	Dimensions		
			DN	DASH		A	C	S1
								
10511-14-04	M14*1.5	6	04	6	24.1	12	14	
10511-16-04	M16*1.5	6	04	8	26.5	12	17	
10511-18-04	M18*1.5	6	04	10	26.5	12	19	
10511-20-05	M20*1.5	8	05	12	27	12	22	
10511-20-06	M20*1.5	10	06	12	26.5	12	22	
10511-22-05	M22*1.5	8	05	14	30.5	14	24	
10511-22-06	M22*1.5	10	06	14	30.5	14	24	
10511-22-08	M22*1.5	12	08	14	31	14	24	
10511-24-08	M24*1.5	12	08	16	31.5	14	27	
10511-30-10	M30*2	16	10	20	36	16	32	
10511-30-12	M30*2	20	12	20	36	16	32	
10511-36-12	M36*2	20	12	25	40.5	18	41	
10511-36-16	M36*2	25	16	25	41.5	18	41	
10511-42-16	M42*2	25	16	30	44	20	46	
10511-42-20	M42*2	32	20	30	45	20	46	
10511-52-20	M52*2	32	20	38	50	22	55	

NOTE: 1. The fitting is used with braided hoses. 2. If used with spiral hoses, fitting part NO. is 10512-xx-xx

20511

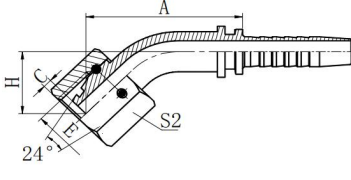
Metric Female 24° Cone O-ring (DIN3865) Heavy Series

20511W 	PART NO.	E	Hose Bore		Tub eOD	Dimensions			O-ring
			DN	DASH		A	C	S2	
	20511-14-04W	M14*1.5	6	04	6	22.5	1.1	17	4.5*1.5
	20511-16-04W	M16*1.5	6	04	8	23	1.5	19	6.5*1.5
	20511-16-05W	M16*1.5	8	05	8	23	1.5	19	6.5*1.5
	20511-18-04T	M18*1.5	8	04	10	24.5	1.5	22	8.0*1.5
	20511-18-06T	M18*1.5	10	06	10	27.5	1.5	22	8.0*1.5
	20511-20-08W	M20*1.5	12	08	12	25.5	2.5	24	10*2.0
	20511-22-06T	M22*1.5	10	06	14	26.5	2.5	27	11*2.0
	20511-22-08T	M22*1.5	12	08	14	29	2.5	27	11*2.0
	20511-24-06T	M24*1.5	16	06	16	27	2	30	13*2.0
	20511-24-08T	M24*1.5	20	08	16	27.5	2	30	13*2.0
	20511-30-10T	M30*2	16	10	20	33	2.5	36	16.3*2.4
	20511-30-12T	M30*2	20	12	20	34	2.5	36	16.3*2.4
	20511-36-12T	M36*2	20	12	25	35	3	46	20.3*2.4
	20511-36-14T	M36*2	22	14	25	34	3	46	20.3*2.4
	20511-42-12T	M42*2	25	12	30	37.5	4	50	25.3*2.4
	20511-42-16T	M42*2	32	16	30	38.5	4	50	25.3*2.4
	20511-52-20T	M52*2	32	20	38	41.5	4.5	60	33.3*2.4
	20511-52-24T	M52*2	40	24	38	41.5	4.5	60	33.3*2.4

NOTE: 1. The fitting is used with braided hoses. 2. If used with spiral hoses, fitting part NO. is 20512-xx-xx

20541

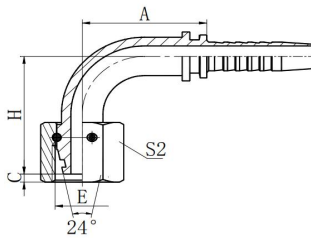
45° Metric Female 24° Cone O-ring (DIN3865) Heavy Series

20541W 	PART NO.	E	Hose Bore		Tube OD	Dimensions			O-ring
			DN	DASH		A	C	S2	
	20511-14-04W	M14*1.5	6	04	6	38.1	1.1	17	4.5*1.5
	20511-16-04T	M16*1.5	6	04	8	38.4	1.5	19	6.5*1.5
	20511-16-05W	M16*1.5	8	05	8	38.4	1.5	19	6.5*1.5
	20511-18-04T	M18*1.5	8	04	10	39.1	1.5	22	8.0*1.5
	20511-18-06T	M18*1.5	10	06	10	43.8	1.5	22	8.0*1.5
	20511-20-08W	M20*1.5	12	08	12	42.5	2.5	24	10*2.0
	20511-22-06T	M22*1.5	10	06	14	44.8	2.5	27	11*2.0
	20511-22-08T	M22*1.5	12	08	14	42	2.5	27	11*2.0
	20511-24-06T	M24*1.5	16	06	16	49.6	2	30	13*2.0
	20511-24-08T	M24*1.5	20	08	16	47.3	2	30	13*2.0
	20511-24-10W	M24*1.5	20	10	16	49.7	2	30	13*2.0
	20511-30-10T	M30*2	16	10	20	57.3	2.5	36	16.3*2.4
	20511-30-12T	M30*2	20	12	20	65.8	2.5	36	16.3*2.4
	20511-36-12T	M36*2	20	12	25	67.1	3	46	20.3*2.4
	20511-36-14T	M36*2	22	14	25	69.6	3	46	20.3*2.4
	20511-42-16T	M42*2	32	16	30	81	4	50	25.3*2.4
	20511-52-20T	M52*2	32	20	38	94.2	4.5	60	33.3*2.4
	20511-52-24T	M52*2	40	24	38	114	4.5	60	33.3*2.4

NOTE: 1. The fitting is used with braided hoses. 2. If used with spiral hoses, fitting part NO. is 20542-xx-xx

20591

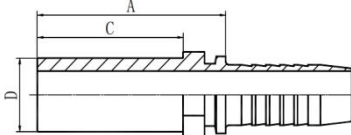
90° Metric Female 24° Cone O-ring (DIN3865) Heavy Series

20591W 	PART NO.	E	Hose Bore		Tube OD	Dimensions			O-ring
			DN	DASH		A	C	S2	
			20591-14-04W	M14*1.5	6	04	6	30	1.1
20591-16-04T	M16*1.5	6	04	8	30	1.5	19	6.5*1.5	
20591-16-05W	M16*1.5	8	05	8	30	1.5	19	6.5*1.5	
20591-18-05T	M18*1.5	8	04	10	33	1.5	22	8.0*1.5	
20591-18-06T	M18*1.5	10	06	10	37	1.5	22	8.0*1.5	
20591-20-06T	M20*1.5	12	06	12	34.5	2.5	24	10*2.0	
20591-20-08W	M20*1.5	12	08	12	37.5	2.5	24	10*2.0	
20591-22-06T	M22*1.5	10	06	14	34.5	2.5	27	11*2.0	
20591-22-08T	M22*1.5	12	08	14	42	2.5	27	11*2.0	
20591-24-08T	M24*1.5	20	08	16	39.5	2	30	13*2.0	
20591-24-10W	M24*1.5	20	10	16	45	2	30	13*2.0	
20591-30-10T	M30*2	16	10	20	49	2.5	36	16.3*2.4	
20591-30-12T	M30*2	20	12	20	55.8	2.5	36	16.3*2.4	
20591-36-12T	M36*2	20	12	25	56	3	46	20.3*2.4	
20591-36-14T	M36*2	22	14	25	58	3	46	20.3*2.4	
20591-42-16T	M42*2	32	16	30	71	4	50	25.3*2.4	
20591-52-20T	M52*2	32	20	38	83	4.5	60	33.3*2.4	
20591-52-24T	M52*2	40	24	38	109.4	4.5	60	33.3*2.4	

NOTE: 1. The fitting is used with braided hoses. 2. If used with spiral hoses, fitting part NO. is 20592-xx-xx

50011

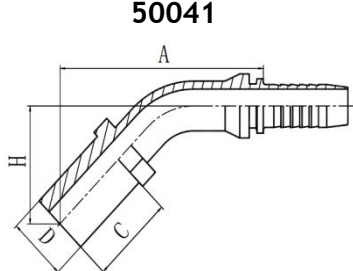
Metric Stand Pipe Straight DIN2353

50011 	PART NO.	Tube O.D.	Hose Bore		Dimensions		Series
			DN	DASH	A	C	
			50011-06-03	6	5	03	
50011-06-04	6	6	04	29	22		
50011-10-05	10	8	05	31	23		
50011-10-06	10	10	06	32	23		
50011-12-06	12	8	05	33.5	23		
50011-12-08	12	10	06	33	23		
50011-15-06	15	10	06	35.5	25		
50011-15-08	15	12	08	35.5	25		
50011-18-08	18	12	08	36.5	26		
50011-18-10	18	12	10	41	26		
50011-22-10	22	16	10	44	28		
50011-22-12	22	20	12	44	28		
50011-22-16	22	20	12	46	28		
50011-28-16	28	25	16	47	30		
50011-35-20	35	32	20	56	36		
50011-42-24	42	40	24	62	40		
50011-08-04	8	6	04	31	24	Heavy	
50011-08-05	8	8	05	33	24		
50011-08-06	8	10	06	33	24		
50011-10-04	10	6	04	35	26		
50011-12-04	12	6	04	34.5	26		
50011-12-05	12	8	05	35.5	26		
50011-14-06	14	10	06	39.5	29		
50011-14-08	13	12	08	40	29		
50011-14-12	14	20	12	45.5	29		
50011-16-08	16	12	08	41	30		
50011-16-10	16	16	10	45.5	30		
50011-20-10	20	16	10	52.5	36		
50011-20-12	20	20	12	52.5	36		
50011-25-12	25	20	12	56	40		
50011-25-16	25	25	16	57	40		
50011-30-16	30	25	16	63	40		
50011-30-20	30	32	20	64	44		
50011-38-16	38	25	16	69	50		
50011-38-20	38	32	20	70	50		

NOTE: 1. The fitting is used with braided hoses. 2. If used with spiral hoses, fitting part NO. is 50012-xx-xx

50041

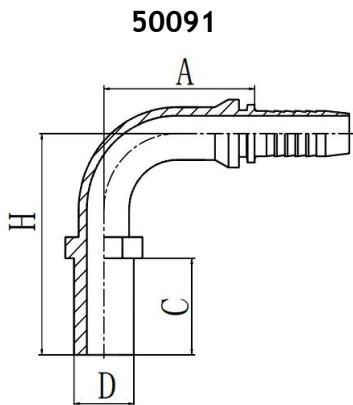
45° Metric Stand Pipe Straight DIN2353

	PART NO.	Tube O.D.	Hose Bore		Dimensions			Series
			DN	DASH	A	C	H	
			50041-06-03	6	5	03	47.8	
50041-06-04	6	6	04	52.2	22	30.1		
50041-08-05	8	8	05	55.7	24	32.4		
50041-08-06	8	10	06	57.9	24	33.1		
50041-10-05	10	8	05	54	23	30.6		
50041-10-06	10	10	06	56.1	23	31.3		
50041-12-06	12	8	05	58.5	23	34.5		
50041-12-08	12	10	06	72.4	23	37.4		
50041-15-06	15	10	06	59.3	25	34.5		
50041-15-08	15	12	08	70.6	25	35.7		
50041-18-08	18	12	08	73.4	26	38.5		
50041-18-10	18	12	10	84.6	26	39.8		
50041-22-10	22	16	10	87.1	28	42.3		
50041-22-12	22	20	12	93.3	28	45.9		
50041-22-16	22	20	12	101	28	46.7		
50041-28-16	28	25	16	104	30	49.5		
50041-35-20	35	32	20	118	36	57.8		
50041-42-24	42	40	24	124	40	62.5		
50041-08-04	8	6	04	53.6	24	31.5	Heavy	
50041-08-05	8	8	05	53.6	24	31.5		
50041-08-06	8	10	06	53.6	24	31.5		
50041-10-04	10	6	04	54	26	31.9		
50041-12-04	12	6	04	57.1	26	35.1		
50041-12-05	12	8	05	59.2	26	35.9		
50041-14-06	14	10	06	61.6	29	37.3		
50041-14-08	13	12	08	73.8	29	38.8		
50041-14-12	14	20	12	91.9	29	43.8		
50041-16-08	16	12	08	76.6	30	41.7		
50041-16-10	16	16	10	87.8	30	43		
50041-20-10	20	16	10	92.8	36	48		
50041-20-12	20	20	12	101	36	52.6		
50041-25-12	25	20	12	102	40	54.5		
50041-25-16	25	25	16	109	40	55.2		
50041-30-16	30	25	16	114	40	59.4		
50041-30-20	30	32	20	124	44	63.5		
50041-38-16	38	25	16	118	50	63.6		
50041-38-20	38	32	20	128	50	67.7		

NOTE: 1. The fitting is used with braided hoses. 2. If used with spiral hoses, fitting part NO. is 50012-xx-xx

50091

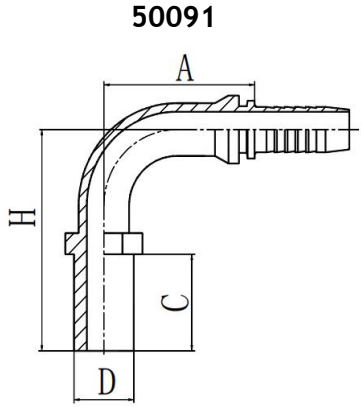
90° Metric Stand Pipe Straight DIN2353

	PART NO.	Tube O.D.	Hose Bore		Dimensions			Series
			DN	DASH	A	C	H	
			50041-06-03	6	5	03	26.5	
50041-06-04	6	6	04	30	22	48		
50041-08-05	8	8	05	34	24	55.5		
50041-08-06	8	10	06	35.8	24	57.8		
50041-10-05	10	8	05	34	23	53		
50041-10-06	10	10	06	35.3	23	55.3		
50041-12-06	12	8	05	35.3	23	59.8		
50041-12-08	12	10	06	41	23	67		
50041-15-06	15	10	06	35.8	25	59.8		
50041-15-08	15	12	08	41	25	65		
50041-18-08	18	12	08	41	26	68.5		
50041-18-10	18	12	10	56.5	26	73		
50041-22-10	22	16	10	56.5	28	76.5		
50041-22-12	22	20	12	65.5	28	86		
50041-22-16	22	20	12	76.7	28	91.5		
50041-28-16	28	25	16	76.7	30	95.5		
50041-35-20	35	32	20	91.5	36	113		
50041-42-24	42	40	24	97.5	40	117		

NOTE: 1. The fitting is used with braided hoses. 2. If used with spiral hoses, fitting part NO. is 50092-xx-xx

50091

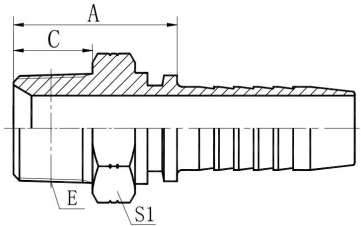
90° Metric Stand Pipe Straight DIN2353

	PART NO.	Tube O.D.	Hose Bore		Dimensions			Series
			DN	DASH	A	C	H	
	50041-08-04	8	6	04	30	24	52.5	Heavy
	50041-10-04	10	6	04	30	26	53	
	50041-12-04	12	6	04	30	26	57.5	
	50041-12-05	12	8	05	33	26	60.5	
	50041-14-06	14	10	06	35.3	29	63.8	
	50041-14-08	13	12	08	41	29	69	
	50041-14-12	14	20	12	66.2	29	83	
	50041-16-08	16	12	08	42	30	73	
	50041-16-10	16	16	10	56.5	30	77.5	
	50041-20-10	20	16	10	56.5	36	84.5	
	50041-20-12	20	20	12	65.5	36	95.5	
	50041-25-12	25	20	12	65.5	40	98	
	50041-25-16	25	25	16	76.7	40	103	
	50041-30-16	30	25	16	78	40	109	
	50041-30-20	30	32	20	91.5	44	120	
	50041-38-16	38	25	16	76.7	50	115	
	50041-38-20	38	32	20	91.5	50	127	

NOTE: 1. The fitting is used with braided hoses. 2. If used with spiral hoses, fitting part NO. is 50092-xx-xx

13011-SP

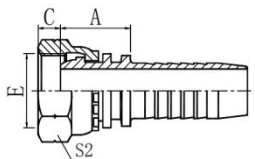
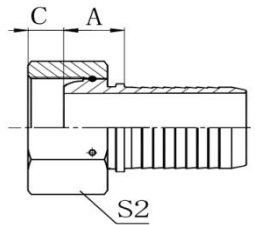
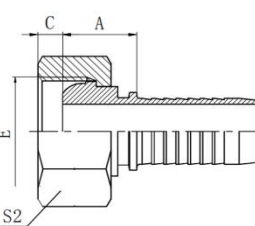
BSPT Male Thread

	PART NO.	Thread E	Hose Bore		Dimensions		
			DN	DASH	A	C	S1
	13011-02-03SP	R1/8"-28	5	03	22	10	12
	13011-02-04SP	R1/8"-28	6	04	22.5	10	12
	13011-04-04SP	R1/4"-19	6	04	27	14.5	14
	13011-04-05SP	R1/4"-19	8	05	25	15.4	14
	13011-04-06SP	R1/4"-19	10	06	27	14.5	17
	13011-06-04SP	R3/8"-19	6	04	27.5	15	17
	13011-06-05SP	R3/8"-19	8	05	26.5	15	17
	13011-06-06SP	R3/8"-19	10	06	27.5	15	17
	13011-06-08SP	R3/8"-19	12	08	30	15	19
	13011-08-06SP	R1/2"-14	10	06	34.5	20	22
	13011-08-08SP	R1/2"-14	12	08	35	20	22
	13011-08-10SP	R1/2"-14	16	10	38	20	22
	13011-08-12SP	R1/2"-14	16	12	38	20	22
	13011-12-08SP	R3/4"-14	12	08	37	20	27
	13011-12-10SP	R3/4"-14	16	10	38	20	27
	13011-12-12SP	R3/4"-14	20	12	38.5	20	27
	13011-12-16SP	R3/4"-14	25	16	39.5	20	32
	13011-16-12SP	R1"-11	20	12	44	25.5	36
	13011-16-16SP	R1"-11	25	16	45	25.2	36
	13011-20-20SP	R1.1/4"-11	32	20	49.5	26.5	46
	13011-24-24SP	R1.1/2"-11	40	24	51.5	26.5	50
	13011-32-24SP	R2"-11	40	24	57	30	65
	13011-32-32SP	R2"-11	50	32	57	30	65

NOTE: 1. The fitting is used with braided hoses. 2. If used with spiral hoses, fitting part NO. is 13012-xx-xx

22111

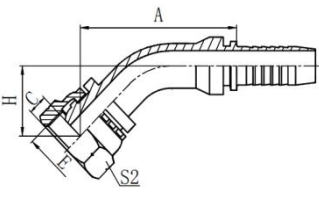
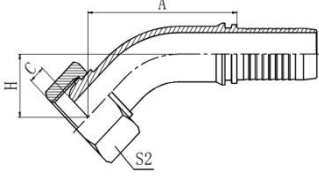
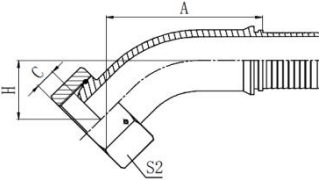
BSP Female Multiseal

 22111  22111W  22111-T	PART NO.	Thread E	Hose Bore		Dimensions		
			DN	DASH	A	C	S2
			22111-02-04	G1/8"-28	6	04	19
22111-04-03	G1/4"-19	5	03	19	4	19	
22111-04-04	G1/4"-19	6	04	19.5	4	19	
22111-06-05	G3/8"-19	8	05	20	5	22	
22111-06-06	G3/8"-19	10	06	20.5	5	22	
22111-06-08	G3/8"-19	12	08	21	5	22	
22111-08-06T	G1/2"-14	10	06	22.5	6	27	
22111-08-08	G1/2"-14	12	08	23	6	27	
22111-08-10	G1/2"-14	16	10	24	6	27	
22111-10-10	G5/8"-14	16	10	25	8	30	
22111-10-12	G5/8"-14	20	12	25	8	30	
22111-12-08T	G3/4"-14	12	08	25	9.5	32	
22111-12-10	G3/4"-14	16	10	26	9.5	32	
22111-12-12	G3/4"-14	20	12	26	9.5	32	
22111-16-12T	G1"-11	20	12	26.5	11	41	
22111-16-14	G1"-11	25	16	26.5	11	41	
22111-16-16	G1"-11	25	16	28	11	41	
22111-20-16T	G1.1/4"-11	32	20	27.5	11	50	
22111-20-20W	G1.1/4"-11	32	20	31.5	10	50	
22111-24-24W	G1.1/2"-11	40	24	37	11.5	55	
22111-32-32W	G2"-11	50	32	34	15	70	

NOTE: 1. The fitting is used with braided hoses. 2. If used with spiral hoses, fitting part NO. is 22112-xx-xx

22141

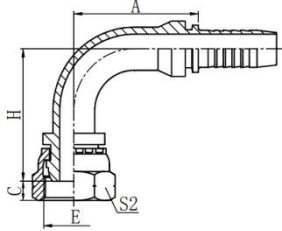
45° BSP Female Multiseal

 22141  22141W  22141-T	PART NO.	Thread E	Hose Bore		Dimensions			
			DN	DASH	A	C	H	S2
			22141-02-04	G1/8"-28	6	04	43.7	2
22141-04-03	G1/4"-19	5	03	41.3	4	20.4	19	
22141-04-04	G1/4"-19	6	04	43.7	4	21.6	19	
22141-06-05	G3/8"-19	8	05	46.2	5	22.9	22	
22141-06-06	G3/8"-19	10	06	48.1	5	23.9	22	
22141-06-08	G3/8"-19	12	08	60.4	5	25.4	22	
22141-08-04T	G1/2"-14	6	04	43.9	6	23.8	27	
22141-08-06T	G1/2"-14	10	06	42.5	6	18.2	27	
22141-08-08	G1/2"-14	12	08	61.8	6	26.8	27	
22141-08-10	G1/2"-14	16	10	73	6	29	27	
22141-10-10	G5/8"-14	16	10	73.7	8	28.9	30	
22141-10-12	G5/8"-14	20	12	79.8	8	32.5	30	
22141-12-08T	G3/4"-14	12	08	63.2	9.5	28.3	32	
22141-12-10	G3/4"-14	16	10	70.4	9.5	29.6	32	
22141-12-12	G3/4"-14	20	12	80.6	9.5	33.2	32	
22141-16-12T	G1"-11	20	12	81.6	11	33.5	41	
22141-16-14	G1"-11	25	16	83.3	11	33	41	
22141-16-16	G1"-11	25	16	89.2	11	35	41	
22141-20-16T	G1.1/4"-11	32	20	91.4	11	37.1	50	
22141-20-20W	G1.1/4"-11	32	20	103	10	41.2	50	
22141-24-24W	G1.1/2"-11	40	24	120	11.5	49	55	
22141-32-32W	G2"-11	50	32	137	15	53	70	

NOTE: 1. The fitting is used with braided hoses. 2. If used with spiral hoses, fitting part NO. is 22142-xx-xx

22191

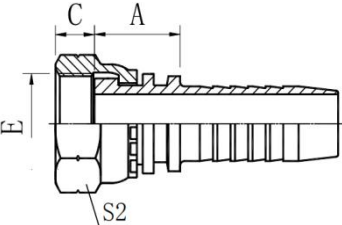
90° BSP Female Multiseal

22191	PART NO.	Thread E	Hose Bore		Dimensions			
			DN	DASH	A	C	H	S2
				22191-02-04	G1/8"-28	6	04	30
	22191-04-03	G1/4"-19	5	03	27	4	35	19
	22191-04-04	G1/4"-19	6	04	30	4	38.5	19
	22191-04-05	G1/4"-19	8	05	33	4	41.5	19
	22191-06-05	G3/8"-19	8	05	33	5	42	22
	22191-06-06	G3/8"-19	10	06	35.3	5	44.8	22
	22191-06-08	G3/8"-19	12	08	41	5	50	22
	22191-08-06T	G1/2"-14	10	06	35.3	6	44.8	27
	22191-08-08	G1/2"-14	12	08	41	6	52	27
	22191-08-10	G1/2"-14	16	10	56.5	6	58	27
	22191-10-10	G5/8"-14	16	10	56.5	8	57.5	30
	22191-10-12	G5/8"-14	20	12	65.4	8	67	30
	22191-12-08T	G3/4"-14	12	08	41	9.5	52	32
	22911-12-10	G3/4"-14	16	10	56.5	9.5	58.5	32
	22191-12-12	G3/4"-14	20	12	65.5	9.5	68	32
	22191-16-12T	G1"-11	20	12	66.2	11	68.5	41
	22191-16-14	G1"-11	25	16	71.2	11	69.5	41
	22191-16-16	G1"-11	25	16	76.7	11	75	41
	22191-20-16T	G1.1/4"-11	32	20	76.7	11	78	50
	22191-20-20W	G1.1/4"-11	32	20	92.3	10	85.3	50
	22191-24-24W	G1.1/2"-11	40	24	109	11.5	108	55
	22191-32-32W	G2"-11	50	32	133	15	123.8	70

NOTE: 1. The fitting is used with braided hoses. 2. If used with spiral hoses, fitting part NO. is 22192-xx-xx

22211

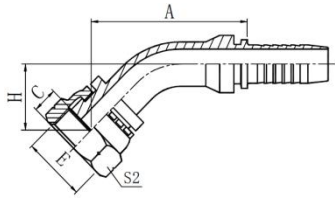
BSP Female Flat Seat

22211	PART NO.	Thread E	Hose Bore		Dimensions		
			DN	DASH	A	C	S2
				22211-04-04	G1/4"-19	6	04
	22211-04-06	G1/4"-19	10	06	15.5	8	19
	22211-06-04	G3/8"-19	6	04	17	9	22
	22211-06-05	G3/8"-19	8	05	17	9	22
	22211-06-06	G3/8"-19	10	06	16.5	9	22
	22211-06-08	G3/8"-19	12	08	17.5	9	22
	22211-08-06T	G1/2"-14	10	06	18	10.5	27
	22211-08-08	G1/2"-14	12	08	18.5	10.5	27
	22211-10-08	G5/8"-14	12	08	20	12	30
	22211-10-10	G5/8"-14	16	10	21	12	30
	22211-12-08T	G3/4"-14	12	08	20.5	13.5	32
	22211-12-10	G3/4"-14	16	10	21.5	13.5	32
	22211-12-12	G3/4"-14	20	12	21.5	13.5	32
	22211-16-12T	G1"-11	20	12	21.5	15.5	41
	22211-16-16	G1"-11	25	16	23	15.5	41
	22211-20-20W	G1.1/4"-11	32	20	26	15.5	50
	22211-24-24W	G1.1/2"-11	40	24	27.5	17.5	55
	22211-32-32W	G2"-11	50	32	30.5	23	70

NOTE: 1. The fitting is used with braided hoses. 2. If used with spiral hoses, fitting part NO. is 22212-xx-xx

22241

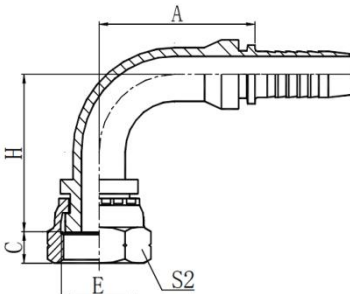
45° BSP Female Flat Seat

22241 	PART NO.	Thread E	Hose Bore		Dimensions			
			DN	DASH	A	C	H	S2
			22241-04-04	G1/4"-19	6	04	40.9	8
22241-06-06	G3/8"-19	10	06	45.3	9	21	22	
22241-08-08	G1/2"-14	12	08	58.9	10.5	24	27	
22241-12-12	G3/4"-14	20	12	77.4	13.5	30	32	
22241-16-16	G1"-11	25	16	82.7	15.5	31.5	41	
22241-20-20W	G1.1/4"-11	32	20	97.3	15.5	38.6	50	

NOTE: 1. The fitting is used with braided hoses. 2. If used with spiral hoses, fitting part NO. is 22242-xx-xx

22291

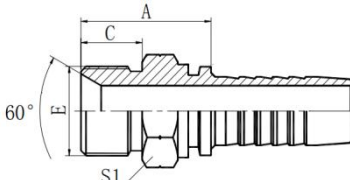
90° BSP Female Multiseal

22291 	PART NO.	Thread E	Hose Bore		Dimensions			
			DN	DASH	A	C	H	S2
			22291-04-04	G1/4"-19	6	04	30	8
22291-06-06	G3/8"-19	10	06	35.3	9	41.3	22	
22291-08-08	G1/2"-14	12	08	41	10.5	48	27	
22291-12-12	G3/4"-14	20	12	65.5	13.5	63.5	32	
22291-16-16	G1"-11	25	16	76.7	15.5	70	41	
22291-20-20W	G1.1/4"-11	32	20	91.5	15.5	82.5	50	
22291-24-24W	G1.1/2"-11	40	24	109.4	17.5	108	55	

NOTE: 1. The fitting is used with braided hoses. 2. If used with spiral hoses, fitting part NO. is 22292-xx-xx

12611

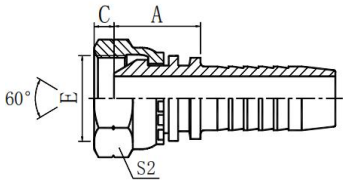
BSP Male 60° Cone Seat

12611 	PART NO.	Thread E	Hose Bore		Dimensions		
			DN	DASH	A	C	S1
			12611-02-03	G1/8"-28	5	03	22
12611-04-04	G1/4"-19	6	04	24.5	12	14	
12611-06-05	G3/8"-19	8	05	26	13.5	17	
12611-06-06	G3/8"-19	10	06	27.5	13.5	17	
12611-06-08	G3/8"-19	12	08	26.5	13.5	19	
12611-08-06	G1/2"-14	10	06	30.5	16	22	
12611-08-08	G1/2"-14	12	08	31	16	22	
12611-10-08	G5/8"-14	12	08	32.5	17.5	24	
12611-10-10	G5/8"-14	16	10	33.5	17.5	24	
12611-12-08	G3/4"-14	12	08	35.5	18.5	27	
12611-12-10	G3/4"-14	16	10	37	18.5	27	
12611-12-12	G3/4"-14	20	12	36.5	18.5	27	
12611-16-12	G1"-11	20	12	40.5	20.5	36	
12611-16-16	G1"-11	25	16	41.5	20.5	36	
12611-20-16	G1.1/4"-11	32	16	43.5	20.5	46	
12611-20-20	G1.1/4"-11	32	20	44.5	20.5	46	
12611-24-20	G1.1/2"-11	40	20	49	23	50	
12611-24-24	G1.1/2"-11	40	24	46	23	50	
12611-32-32	G2"-11	50	32	53.5	25.5	65	

NOTE: 1. The fitting is used with braided hoses. 2. If used with spiral hoses, fitting part NO. is 12612-xx-xx

22611

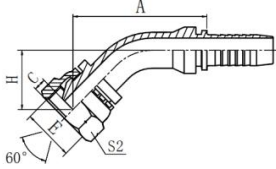
BSP Female 60° Cone Seat

 <p>22611</p>	PART NO.	Thread E	Hose Bore		Dimensions		
			DN	DASH	A	C	S2
			22611-02-03	G1/8"-28	5	03	15
22611-02-04	G1/8"-28	6	04	15	5.5	14	
22611-04-03	G1/4"-19	5	03	17	5.5	19	
22611-04-04	G1/4"-19	6	04	18	5.5	19	
22611-04-05	G1/4"-19	8	05	18	5.5	19	
22611-04-06	G1/4"-19	10	06	19	5.5	19	
22611-06-04	G3/8"-19	6	04	19	6.3	22	
22611-06-05	G3/8"-19	8	05	19	6.3	22	
22611-06-06	G3/8"-19	10	06	19.5	6.3	22	
22611-06-08	G3/8"-19	12	08	19.5	6.3	22	
22611-08-06T	G1/2"-14	10	06	21	7.5	27	
22611-08-08	G1/2"-14	12	08	21.5	7.5	27	
22611-10-08	G5/8"-14	12	08	22	9.5	30	
22611-10-10	G5/8"-14	16	10	23.5	9.5	30	
22611-12-08	G3/4"-14	12	08	22	10.9	32	
22611-12-10	G3/4"-14	16	10	24	10.9	32	
22611-12-12	G3/4"-14	20	12	24	10.9	32	
22611-16-12T	G1"-11	20	12	24	11.7	41	
22611-16-14	G1"-11	22	14	26	11.7	41	
22611-16-16	G1"-11	25	16	27	11.7	41	
22611-20-16T	G1.1/4"-11	32	16	27.5	11	50	
22611-20-20W	G1.1/4"-11	32	20	30.5	11	50	
22611-24-20T	G1.1/2"-11	40	20	32	13	55	
22611-24-24W	G1.1/2"-11	40	24	32	13	55	
22611-32-24T	G2"-11	40	24	30	16	70	
22611-32-32W	G2"-11	50	32	32	16	70	

NOTE: 1. The fitting is used with braided hoses. 2. If used with spiral hoses, fitting part NO. is 22612-xx-xx

22641

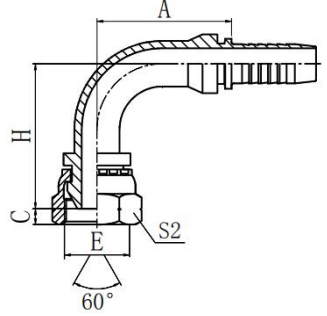
45° BSP Female 60° Cone Seat

 <p>22641</p>	PART NO.	Thread E	Hose Bore		Dimensions			
			DN	DASH	A	C	H	S2
			22641-04-04	G1/4"-19	6	04	42.3	5.5
22641-06-04	G3/8"-19	6	04	43.2	6.3	21	22	
22641-06-05	G3/8"-19	8	05	45.3	6.3	22	22	
22641-06-06	G3/8"-19	10	06	46.9	6.3	22.6	22	
22641-08-06T	G1/2"-14	10	06	48.1	7.5	23.9	27	
22641-08-08	G1/2"-14	12	08	61.1	7.5	26.1	27	
22641-10-08	G5/8"-14	12	08	61.4	9.5	26.5	30	
22641-10-10	G5/8"-14	16	10	72.6	9.5	27.8	30	
22641-12-08	G3/4"-14	12	08	61.8	10.9	26.9	32	
22641-12-10	G3/4"-14	16	10	73	10.9	28.2	32	
22641-12-12	G3/4"-14	20	12	79.2	10.9	31.8	32	
22641-16-12T	G1"-11	20	12	80.8	11.7	33.4	41	
22641-16-16	G1"-11	25	16	88.4	11.7	34.2	41	
22641-20-16T	G1.1/4"-11	32	16	85.3	11	31.1	50	
22641-20-20W	G1.1/4"-11	32	20	98.8	11	38	50	
22641-24-24W	G1.1/2"-11	40	24	117	13	45.5	55	
22641-32-32W	G2"-11	50	32	136	16	52.7	70	

NOTE: 1. The fitting is used with braided hoses. 2. If used with spiral hoses, fitting part NO. is 22642-xx-xx

22691

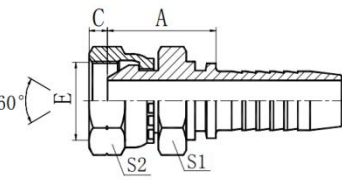
90° BSP Female 60° Cone Seat

22691	PART NO.	Thread E	Hose Bore		Dimensions			
			DN	DASH	A	C	H	S2
								
22691-02-03	G1/8"-28	5	03	26.5	5.5	31.5	14	
22691-02-04	G1/8"-28	6	04	30	5.5	34.5	14	
22691-04-03	G1/4"-19	5	03	26.5	5.5	33.5	19	
22691-04-04	G1/4"-19	6	04	30	5.5	36.5	19	
22691-04-05	G1/4"-19	8	05	33	5.5	39.5	19	
22691-04-06	G1/4"-19	10	064	30	5.5	36.5	19	
22691-06-04	G3/8"-19	6	04	30	6.3	37.7	22	
22691-06-05	G3/8"-19	8	05	33	6.3	40.7	22	
22691-06-06	G3/8"-19	10	06	35.3	6.3	43	22	
22691-08-06T	G1/2"-14	10	06	35.3	7.5	43.3	27	
22691-08-08	G1/2"-14	12	08	41	7.5	51	27	
22691-08-10	G1/2"-14	16	10	56.5	7.5	55.5	27	
22691-10-08	G5/8"-14	12	08	41	9.5	51.5	30	
22691-10-10	G5/8"-14	16	10	56.5	9.5	56	30	
22691-12-08T	G3/4"-14	12	08	41	10.9	52.1	32	
22691-12-10	G3/4"-14	16	10	56.5	10.9	56.6	32	
22691-12-12	G3/4"-14	20	12	65.5	10.9	66	32	
22691-16-12T	G1"-11	20	12	65.5	11.7	68.3	41	
22691-16-14	G1"-11	22	14	71.2	11.7	69.3	41	
22691-16-16	G1"-11	25	16	76.7	11.7	73.8	41	
22691-20-16T	G1.1/4"-11	32	16	78	11	69.5	50	
22691-20-20W	G1.1/4"-11	32	20	91.5	11	84.3	50	
22691-24-24W	G1.1/2"-11	40	24	109	13	103	55	
22691-32-32W	G2"-11	50	32	132	16	123	70	

NOTE: 1. The fitting is used with braided hoses. 2. If used with spiral hoses, fitting part NO. is 22692-xx-xx

22611-D

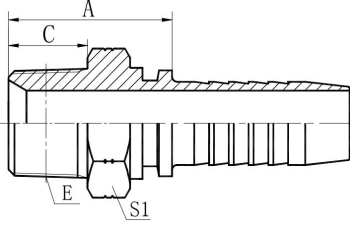
BSP Male 60° Cone Seat Double Hexagon

22611-D	PART NO.	Thread E	Hose Bore		Dimensions			
			DN	DASH	A	C	S1	S2
								
22611D-04-04	G1/4"-19	6	04	23.5	5.5	19	19	
22611D-06-06	G3/8"-19	10	06	26.5	6.3	22	22	
22611D-08-08	G1/2"-14	12	08	31	7.5	27	27	
22611D-10-08	G5/8"-14	12	08	32	9.5	30	30	
22611D-12-08	G3/4"-14	12	08	33	10.9	32	32	
22611D-12-12	G3/4"-14	20	12	34	10.9	32	32	
22611D-16-16	G1"-11	25	16	35.5	11.7	41	41	
22611D-20-20	G1.1/4"-11	32	20	43.5	11	50	50	
22611D-24-24	G1.1/2"-11	40	24	51.5	13	55	55	

NOTE: 1. The fitting is used with braided hoses. 2. If used with spiral hoses, fitting part NO. is 22612D-xx-xx

15611

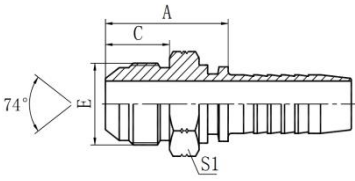
NPT Male Thread

15611 	PART NO.	Thread E	Hose Bore		Dimensions		
			DN	DASH	A	C	S1
			15611-02-03	Z1/8"-27	5	03	22.5
15611-02-04	Z1/8"-27	6	04	22.5	10.5	12	
15611-04-03	Z1/4"-18	6	03	27.5	15	17	
15611-04-04	Z1/4"-18	6	04	28	15	17	
15611-04-05	Z1/4"-18	8	05	28	15	17	
15611-04-06	Z1/4"-18	10	06	27	15	17	
15611-06-04	Z3/8"-18	6	04	28	16	19	
15611-06-05	Z3/8"-18	8	05	28	16	19	
15611-06-06	Z3/8"-18	10	06	30	16	19	
15611-06-08	Z3/8"-18	12	08	30.5	16	19	
15611-08-06	Z1/2"-14	10	06	34.5	19.5	22	
15611-08-08	Z1/2"-14	12	08	34.5	19.5	22	
15611-08-10	Z1/2"-14	16	10	36	19.5	22	
15611-12-08	Z3/4"-14	12	08	37.5	19.5	27	
15611-12-10	Z3/4"-14	16	10	38	19.5	27	
15611-12-12	Z3/4"-14	20	12	38.5	19.5	27	
15611-12-16	Z3/4"-14	25	16	39.5	19.5	32	
15611-16-10	Z1"-11.5	20	10	45	25.5	36	
15611-16-12	Z1"-11.5	20	12	45	25.5	36	
15611-16-16	Z1"-11.5	25	16	44.5	25.5	36	
15611-20-16	Z1.1/4"-11.5	32	16	49.5	26.5	46	
15611-20-20	Z1.1/4"-11.5	32	20	49	26.5	46	
15611-24-24	Z1.1/2"-11.5	40	24	51	27.5	50	
15611-32-32	Z2"-11.5	50	32	55	27.5	65	

NOTE: 1. The fitting is used with braided hoses. 2. If used with spiral hoses, fitting part NO. is 15612-xx-xx

16711

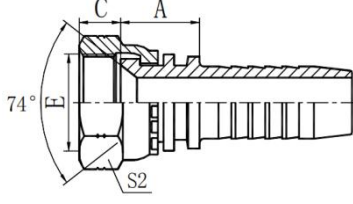
JIC Male 74° Cone

16711 	PART NO.	Thread E	Hose Bore		Dimensions		
			DN	DASH	A	C	S1
			16711-04-03	7/16*20	5	03	26
16711-04-04	7/16*20	6	04	26.5	14	12	
16711-05-04	1/2*20	6	04	26.5	14	14	
16711-05-05	1/2*20	8	05	26.5	14	14	
16711-05-06	1/2*20	10	06	26.5	14	17	
16711-06-04	9/16*18	6	04	26.5	14.1	17	
16711-06-05	9/16*18	8	05	26.5	14.1	17	
16711-06-06	9/16*18	10	06	26.5	14.1	17	
16711-08-06	3/4*16	10	06	31.5	16.7	22	
16711-08-08	3/4*16	12	08	32	16.7	22	
16711-10-06	7/8*14	10	06	32	16.7	24	
16711-10-08	7/8*14	12	08	34.3	19.3	24	
16711-10-10	7/8*14	16	10	35.5	19.3	24	
16711-12-08	1.1/16*12	12	08	39	21.9	30	
16711-12-10	1.1/16*12	16	10	40	21.9	30	
16711-12-12	1.1/16*12	20	12	40	21.9	30	
16711-12-16	1.1/16*12	25	16	41	21.9	30	
16711-14-10	1.3/16*12	20	10	41.5	22.6	32	
16711-14-12	1.3/16*12	20	12	40.6	22.6	32	
16711-16-12	1.5/16*12	20	12	42.5	23.1	36	
16711-16-16	1.5/16*12	25	16	43.5	23.1	36	
16711-20-16	1.5/8*12	32	16	46.5	24.3	46	
16711-20-20	1.5/8*12	32	20	47.5	24.3	46	
16711-24-20	1.7/8*12	32	20	53	27.5	50	
16711-24-24	1.7/8*12	40	24	53	27.5	50	
16711-32-32	2.1/2*12	50	32	62	33.9	65	

NOTE: 1. The fitting is used with braided hoses. 2. If used with spiral hoses, fitting part NO. is 16712-xx-xx

26711

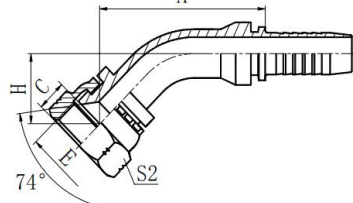
JIC Female 74° Cone Seat

26711	PART NO.	Thread E	Hose Bore		Dimensions		
			DN	DASH	A	C	S2
				26711-04-03	7/16*20	5	03
	26711-04-04	7/16*20	6	04	15	9	15
	26711-05-04	1/2*20	6	04	15.5	9.5	17
	26711-05-05	1/2*20	8	05	15.5	9.5	17
	26711-05-06	1/2*20	10	06	15.5	9.5	17
	26711-06-04	9/16*18	6	04	15.5	10.5	19
	26711-06-05	9/16*18	8	05	15.5	10.5	19
	26711-06-06	9/16*18	10	06	15.5	10.5	19
	26711-06-08	9/16*18	10	08	16	10.5	19
	26711-08-06	3/4*16	10	06	17.5	11	24
	26711-08-08	3/4*16	12	08	18	11	24
	26711-08-10	3/4*16	12	10	19.5	11	24
	26711-10-08	7/8*14	12	08	18.5	13	27
	26711-10-10	7/8*14	16	10	20	13	27
	26711-10-12	7/8*14	16	12	20	13	27
	26711-12-08T	1.1/16*12	12	08	19	15	32
	26711-12-10	1.1/16*12	16	10	21.5	15	32
	26711-12-12	1.1/16*12	20	12	21.5	15	32
	26711-12-16	1.1/16*12	25	16	23	15	32
	26711-14-12	1.3/16*12	20	12	21.5	15	36
	26711-16-12T	1.5/16*12	20	12	18.5	16	41
	26711-16-16	1.5/16*12	25	16	23	16	41
	26711-16-20	1.5/16*12	25	16	24	16	41
	26711-20-16T	1.5/8*12	32	16	23	17	50
	26711-20-20W	1.5/8*12	32	20	26	17	50
	26711-24-20W	1.7/8*12	32	20	26.5	20	55
	26711-24-24W	1.7/8*12	40	24	26.5	20	55
	26711-32-24T	2.1/2*12	50	24	27	23.5	75
	26711-32-32T	2.1/2*12	50	32	27	23.5	75

NOTE: 1. The fitting is used with braided hoses. 2. If used with spiral hoses, fitting part NO. is 26712-xx-xx

26741

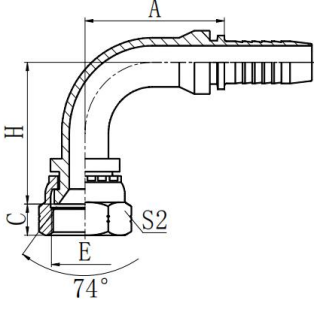
45° JIC Female 74° Cone Seat

26741	PART NO.	Thread E	Hose Bore		Dimensions			
			DN	DASH	A	C	H	S2
				26741-04-03	7/16*20	5	03	37.6
	26741-04-04	7/16*20	6	04	40.2	9	18.1	15
	26741-05-04	1/2*20	6	04	40.5	9.5	18.5	17
	26741-05-05	1/2*20	8	05	42.7	9.5	19.3	17
	26741-05-06	1/2*20	10	06	44.6	9.5	20.3	17
	26741-06-04	9/16*18	6	04	40.5	10.5	18.5	19
	26741-06-05	9/16*18	8	05	42.7	10.5	19.3	19
	26741-06-06	9/16*18	10	06	44.3	10.5	20	19
	26741-06-08	9/16*18	10	08	56.8	10.5	21.9	19
	26741-08-06	3/4*16	10	06	45.7	11	21.4	24
	26741-08-08	3/4*16	12	08	58.6	11	23.5	24
	26741-10-08	7/8*14	12	08	58.9	13	24	27
	26741-10-10	7/8*14	16	10	70.1	13	25.3	27
	26741-10-12	7/8*14	16	12	77	13	28.9	27
	26741-12-08	1.1/16*12	12	08	60	15	25	32
	26741-12-10	1.1/16*12	16	10	71.2	15	26.4	32
	26741-12-12	1.1/16*12	20	12	77.4	15	30	32
	26741-12-16	1.1/16*12	25	16	85.3	15	31	32
	26741-14-12	1.3/16*12	20	12	77.4	15	30	36
	26741-16-12	1.5/16*12	20	12	77.4	16	30	41
	26741-16-16	1.5/16*12	25	16	85.7	16	31.5	41
	26741-16-20	1.5/16*12	25	16	96.3	16	35.5	41
	26741-20-20W	1.5/8*12	32	20	96.6	17	35.9	50
	26741-24-20W	1.7/8*12	32	20	101	20	40.1	55
	26741-24-24W	1.7/8*12	40	24	115	20	44.1	55
	26741-32-32T	2.1/2*12	50	32	136	23.5	51.6	75

NOTE: 1. The fitting is used with braided hoses. 2. If used with spiral hoses, fitting part NO. is 26742-xx-xx

26791

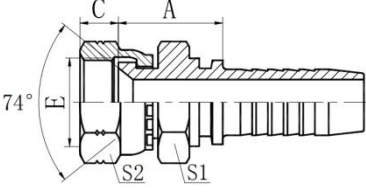
90° JIC Female 74° Cone Seat

26791	PART NO.	Thread E	Hose Bore		Dimensions			
			DN	DASH	A	C	H	S2
	26791-04-03	7/16*20	5	03	26.5	9	30.5	15
	26791-04-04	7/16*20	6	04	30	9	33.5	15
	26791-05-04	1/2*20	6	04	30	9.5	34	17
	26791-05-05	1/2*20	8	05	33	9.5	37	17
	26791-05-06	1/2*20	10	06	35.3	9.5	39.3	17
	26791-06-04	9/16*18	6	04	30	10.5	34	19
	26791-06-05	9/16*18	8	05	33	10.5	37	19
	26791-06-06	9/16*18	10	06	35.3	10.5	39.3	19
	26791-06-08	9/16*18	10	08	41	10.5	45.5	19
	26791-08-06	3/4*16	10	06	35.3	11	41.3	24
	26791-08-08	3/4*16	12	08	41	11	47	24
	26791-08-10	3/4*16	12	10	56.5	11	51.5	24
	26791-10-08	7/8*14	12	08	41	13	48	27
	26791-10-10	7/8*14	16	10	56.5	13	52.5	27
	26791-10-12	7/8*14	16	12	67	13	64	27
	26791-12-08	1.1/16*12	12	08	41	15	49.5	32
	26791-12-10	1.1/16*12	16	10	56.5	15	54	32
	26791-12-12	1.1/16*12	20	12	65.5	15	63.5	32
	26791-12-16	1.1/16*12	25	16	76.7	15	70	32
	26791-14-12	1.3/16*12	20	12	65.5	15	63.5	36
	26791-16-12	1.5/16*12	20	12	65.5	16	63.5	41
	26791-16-16	1.5/16*12	25	16	76.7	16	70	41
	26791-16-20	1.5/16*12	25	16	91.5	16	81	41
	26791-20-20W	1.5/8*12	32	20	91.5	17	80.5	50
	26791-24-20W	1.7/8*12	32	20	91.5	20	79.5	55
	26791-24-24W	1.7/8*12	40	24	109	20	94	55
	26791-32-32T	2.1/2*12	50	32	133	23.5	122	75

NOTE: 1. The fitting is used with braided hoses. 2. If used with spiral hoses, fitting part NO. is 26792-xx-xx

26711D

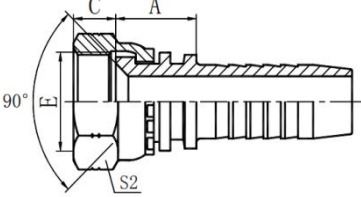
JIC Female 74° Cone Seat Double Hexagon

26711D	PART NO.	Thread E	Hose Bore		Dimensions			
			DN	DASH	A	C	S1	S2
	26711D-04-04	7/16*20	6	04	20	9	15	15
	26711D-05-04	1/2*20	6	04	20.5	9.5	17	17
	26711D-06-04	9/16*18	6	04	21	10.5	19	19
	26711D-06-06	9/16*18	10	06	21	10.5	19	19
	26711D-08-06	3/4*16	10	06	25	11	24	24
	26711D-08-08	3/4*16	12	08	24.5	11	24	24
	26711D-10-08	7/8*14	12	08	25.5	13	27	27
	26711D-10-10	7/8*14	16	10	28	13	27	27
	26711D-12-12	1.1/16*12	20	12	29	15	32	32
	26711D-12-16	1.1/16*12	25	16	31.5	15	32	32
	26711D-16-12	1.5/16*12	20	12	33.5	16	41	41
	26711D-16-16	1.5/16*12	25	16	34.5	16	41	41
	26711D-16-20	1.5/16*12	25	16	36.5	16	41	41
	26711D-20-20	1.5/8*12	32	20	39	17	50	50

NOTE: 1. The fitting is used with braided hoses. 2. If used with spiral hoses, fitting part NO. is 26712D-xx-xx

27811

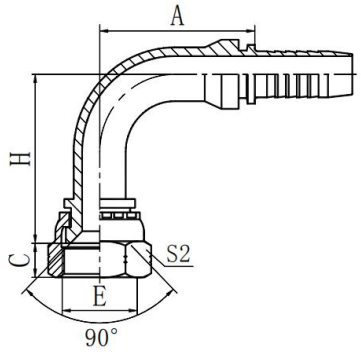
SAE Female 90° Cone Seat (SAE J513)

27811 	PART NO.	Thread E	Hose Bore		Dimensions		
			DN	DASH	A	C	S2
			26711-04-03	7/16*20	5	03	14
26711-04-04	7/16*20	6	04	15	9	15	
26711-05-05	1/2*20	8	05	15.5	9.5	17	
26711-06-04	5/8*18	6	04	17	11.3	22	
26711-06-05	5/8*18	8	05	17	11.3	22	
26711-06-06	5/18*18	10	06	17	11.3	22	
26711-08-08	3/4*16	12	08	18	11	24	
26711-10-08	7/8*14	12	08	18.5	13	27	
26711-10-10	7/8*14	16	10	20	13	27	
26711-12-12	1.1/16*12	20	12	21.5	15	32	

NOTE: 1. The fitting is used with braided hoses. 2. If used with spiral hoses, fitting part NO. is 27812-xx-xx

27891

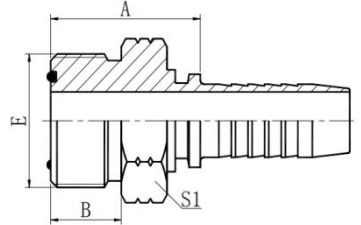
90° SAE Female 90° Cone Seat (SAE J513)

27891 	PART NO.	Thread E	Hose Bore		Dimensions			
			DN	DASH	A	C	H	S2
			26791-04-03	7/16*20	5	03	26.5	9
26791-04-04	7/16*20	6	04	30	9	33.5	15	
26791-06-04	5/8*18	6	04	30	10.5	36	19	
26791-06-05	5/8*18	8	05	33	10.5	39	19	
26791-06-06	5/8*18	10	06	35.3	10.5	41.3	19	
26791-08-08	3/4*16	12	08	41	11	46	24	
26791-10-08	7/8*14	12	08	41	13	47	27	
26791-10-10	7/8*14	16	10	56.5	13	51.5	27	
26791-12-12	1.1/16*12	20	12	65.5	15	63.5	32	

NOTE: 1. The fitting is used with braided hoses. 2. If used with spiral hoses, fitting part NO. is 27892-xx-xx

14211

ORFS Male O-ring Seat (ISO8434.3/SAE J1453)

14211 	PART NO.	Thread E	Hose Bore		O-ring	Dimensions		
			DN	DASH		A	C	S1
			14211-04-04	9/16*18		6	04	011
14211-06-04	11/16*16	6	04	012	24	11.2	19	
14211-06-06	11/16*16	10	06	012	24	11.2	19	
14211-08-06	13/16*16	10	06	014	27.5	12.8	22	
14211-08-08	13/16*16	12	08	014	28.5	12.8	22	
14211-08-10	13/16*16	10	06	014	28.5	12.8	22	
14211-10-08	1"*14	12	08	016	32.5	15.5	27	
14211-10-10	1"*14	16	10	016	34	15.5	27	
14211-12-08	1.3/16*12	12	08	018	35.5	17	32	
14211-12-10	1.3/16*12	16	10	018	36.5	17	32	
14211-12-12	1.3/16*12	20	12	018	36.5	17	32	
14211-16-12	1.7/16*12	20	12	021	37	17.5	38	
14211-16-16	1.7/16*12	25	16	021	38.5	17.5	38	
14211-20-20	1.11/16*12	32	20	025	41.5	17.5	46	
14211-24-24	1.7/8*12	40	24	029	43.5	17.5	55	

NOTE: 1. The fitting is used with braided hoses. 2. If used with spiral hoses, fitting part NO. is 14212-xx-xx

24241

45° ORFS Female Flat Seat (ISO12151.1/SAE J516)

24241	PART NO.	Thread E	Hose Bore		Dimensions			
			DN	DASH	A	H	C	S2
				24241-04-04	91/6*18	6	04	45.5
	24241-04-05	91/6*18	8	05	47.6	24.3	8.5	19
	24241-04-06	91/6*18	10	06	49.2	24.9	8.5	19
	24241-06-04T	11/16*16	6	04	39.5	17.4	10	22
	24241-06-05T	11/16*16	8	05	42.3	19	10	22
	24241-06-06	11/16*16	10	06	51.7	27.4	10	22
	24241-06-08	11/16*16	12	08	63.9	29	10	22
	24241-08-06T	13/16*16	10	06	44.6	30.4	11	27
	24241-08-08	13/16*16	12	08	65.3	30.4	11	27
	24241-08-10	13/16*16	16	10	76.5	31.7	11	27
	24241-10-08T	1" *14	12	08	58.2	23.3	13.5	30
	24241-10-10	1" *14	16	06	79.7	34.9	13.5	30
	24241-10-12	1" *14	20	08	86.5	38.4	13.5	30
	24241-12-08T	1.3/16*12	12	08	58.2	23.3	15	36
	24241-12-10T	1.3/16*12	16	10	69.4	24.6	15	36
	24241-12-12	1.3/16*12	20	12	87.6	39.5	15	36
	24241-12-16	1.3/16*12	25	08	95.3	41	15	36
	24241-16-12T	1.7/16*12	20	12	74	29.6	14.8	41
	24241-16-14T	1.7/16*12	22	14	78.7	28.5	14.8	41
	24241-16-16T	1.7/16*12	15	16	84.1	29.7	14.8	41
	24241-16-20	1.7/16*12	32	20	104	46.1	14.8	41
	24241-20-16T	1.11/16*12	25	16	80.9	32.7	15	50
	24241-20-20W	1.11/16*12	32	20	111	49	15	50
	24241-20-24W	1.11/16*12	40	24	124	52.9	15	50
	24241-24-20T	2" *12	32	20	94.5	33.8	14.8	60
	24241-24-24T	2" *12	40	24	108	37.7	14.8	60

NOTE: 1. The fitting is used with braided hoses. 2. If used with spiral hoses, fitting part NO. is 24242-xx-xx

24291

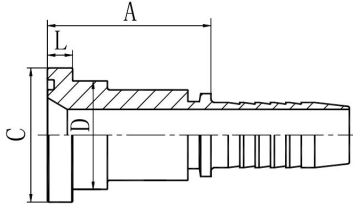
90° ORFS Female Flat Seat (ISO12151.1/SAE J516)

24291	PART NO.	Thread E	Hose Bore		Dimensions			
			DN	DASH	A	H	C	S2
				24291-04-04	91/6*18	6	04	30
	24291-04-05	91/6*18	8	05	33	44	8.5	19
	24291-04-06	91/6*18	10	06	35.3	46.3	8.5	19
	24291-06-05T	11/16*16	8	05	33	37.5	10	22
	24291-06-06	11/16*16	10	06	35.3	49.8	10	22
	24291-06-08	11/16*16	12	08	41	55	10	22
	24291-08-06T	13/16*16	10	06	35.3	39.8	11	27
	24291-08-08	13/16*16	12	08	41	57	11	27
	24291-08-10	13/16*16	16	10	56.5	61.5	11	27
	24291-10-08T	1" *14	12	08	41	46	13.5	30
	24291-10-10	1" *14	16	06	56.5	66	13.5	30
	24291-10-12	1" *14	20	08	65.5	75.5	13.5	30
	24291-12-10T	1.3/16*12	16	10	56.5	51.5	15	36
	24291-12-12	1.3/16*12	20	12	65.5	77	15	36
	24291-12-16	1.3/16*12	25	08	76.7	83.5	15	36
	24291-16-12T	1.7/16*12	20	12	65.5	63	14.8	41
	24291-16-14T	1.7/16*12	22	14	71.2	63	14.8	41
	24291-16-16T	1.7/16*12	15	16	76.9	67.5	14.8	41
	24291-16-20	1.7/16*12	32	20	91.5	96	14.8	41
	24291-20-16T	1.11/16*12	25	16	76.7	67.5	15	50
	24291-20-20W	1.11/16*12	32	20	93	100	15	50
	24291-20-24W	1.11/16*12	40	24	109	113	15	50
	24291-24-20T	2" *12	32	20	91.5	78.5	14.8	60
	24291-24-24T	2" *12	40	24	109	92	14.8	60

NOTE: 1. The fitting is used with braided hoses. 2. If used with spiral hoses, fitting part NO. is 24292-xx-xx

87311

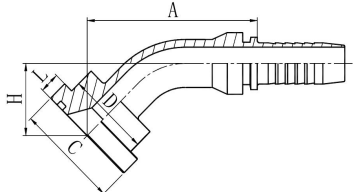
SAE Flange 3000 psi

87311 	PART NO.	Flange Size	Hose Bore		Dimensions			
			DN	DASH	A	C	D	L
			87311-08-08	1/2	12	08	46	30.2
87311-12-08	3/4	12	08	47	38.1	31.7	6.73	
87311-12-10	3/4	16	10	48	38.1	31.7	6.73	
87311-12-12	3/4	20	12	48	38.1	31.7	6.73	
87311-16-12	1	20	12	51	44.4	38	8	
87311-16-16	1	25	16	52	44.4	38	8	
87311-16-20	1	32	20	53	44.4	38	8	
87311-20-16	1.1/4	25	16	57	50.8	43	8	
87311-20-20	1.1/4	32	20	58	50.8	43	8	
87311-24-20	1.1/2	32	20	68	60.3	50	8	
87311-24-24	1.1/2	40	24	68	60.3	50	8	
87311-32-24	2	40	24	70	71.4	62	9.53	
87311-32-32	2	50	32	70	71.4	62	9.53	
87311-40-40	2.1/2	64	240	76	84.1	74	9.53	

NOTE: 1. The fitting is used with braided hoses. 2. If used with spiral hoses, fitting part NO. is 87312-xx-xx

87341

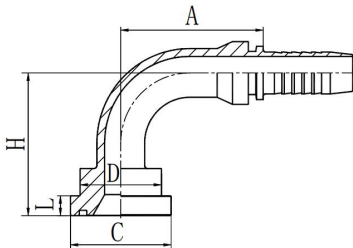
45° SAE Flange 3000 psi

87341 	PART NO.	Flange Size	Hose Bore		Dimensions				
			DN	DASH	A	C	D	H	L
			87341-08-08	1/2	12	08	59.2	30.2	24
87341-12-08	3/4	12	08	58.9	38.1	31.7	24	6.73	
87341-12-10	3/4	16	10	70.1	38.1	31.7	25.3	6.73	
87341-12-12	3/4	20	12	77	38.1	31.7	28.9	6.73	
87341-16-12	1	20	12	77	44.4	38	28.9	8	
87341-16-16	1	25	16	85.2	44.4	38	29.7	8	
87341-16-20	1	32	20	94.5	44.4	38	33.8	8	
87341-20-16	1.1/4	25	16	85.2	50.8	43	29.7	8	
87341-20-20	1.1/4	32	20	94.5	50.8	43	33.8	8	
87341-24-20	1.1/2	32	20	95.9	60.3	50	35.2	8	
87341-24-24	1.1/2	40	24	110	60.3	50	39.1	8	
87341-32-24	2	40	24	110	71.4	62	39.1	9.53	
87341-32-32	2	50	32	129	71.4	62	46.3	9.53	

NOTE: 1. The fitting is used with braided hoses. 2. If used with spiral hoses, fitting part NO. is 87342-xx-xx

87391

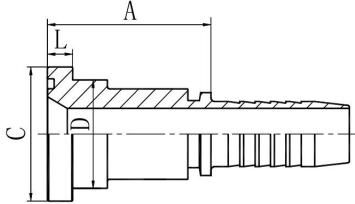
90° SAE Flange 3000 psi

87391 	PART NO.	Flange Size	Hose Bore		Dimensions				
			DN	DASH	A	C	D	H	L
			87391-08-08	1/2	12	08	41	30.2	24
87391-12-08	3/4	12	08	41	38.1	31.7	48	6.73	
87391-12-10	3/4	16	10	56.5	38.1	31.7	52.5	6.73	
87391-12-12	3/4	20	12	66.2	38.1	31.7	62	6.73	
87391-12-12 (H100)	3/4	20	12	66.2	38.1	31.7	100	6.73	
87391-12-16	3/4	25	16	65.5	38.1	31.7	67.5	6.73	
87391-16-12	1	20	12	66.2	44.4	38	62	8	
87391-16-16	1	25	16	78	44.4	38	67.5	8	
87391-16-16 (H100)	1	25	16	78	44.4	38	100	8	
87391-16-20	1	32	20	91.5	44.4	38	78.5	8	
87391-20-16	1.1/4	25	16	78	50.8	43	67.5	8	
87391-20-20	1.1/4	32	20	91.5	50.8	43	78.5	8	
87391-20-20 (H127)	1.1/4	32	20	91.5	50.8	43	127	8	
87391-24-20	1.1/2	32	20	91.5	60.3	50	78.5	8	
87391-24-24	1.1/2	40	24	109	60.3	50	80.5	8	
87391-24-24 (H127)	1.1/2	40	24	109	60.3	50	127	8	
87391-32-24	2	40	24	109	71.4	62	94	9.53	
87391-32-32	2	50	32	109	71.4	62	94	9.53	

NOTE: 1. The fitting is used with braided hoses. 2. If used with spiral hoses, fitting part NO. is 87392-xx-xx

87611

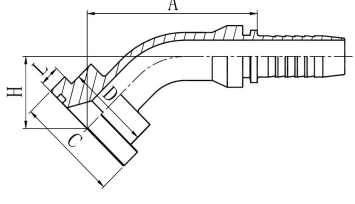
SAE Flange 6000 psi

	PART NO.	Flange Size	Hose Bore		Dimensions			
			DN	DASH	A	C	D	L
			87311-08-08	1/2	12	08	47	31.7
87311-12-10	3/4	16	10	51	41.3	32	8.76	
87311-12-12	3/4	20	12	51	41.3	32	8.76	
87311-16-12	1	20	12	56	47.6	38	9.53	
87311-16-16	1	25	16	57	47.6	38	9.53	
87311-16-20	1	32	20	61	47.6	38	9.53	
87311-20-16	1.1/4	25	16	65	54	44	10.3	
87311-20-20	1.1/4	32	20	66	54	44	10.3	
87311-24-20	1.1/2	32	20	75	63.5	51	12.6	
87311-24-24	1.1/2	40	24	75	63.5	51	12.6	
87311-32-24	2	40	24	85	79.4	67	12.6	
87311-32-32	2	50	32	85	79.4	67	12.6	

NOTE: 1. The fitting is used with braided hoses. 2. If used with spiral hoses, fitting part NO. is 87612-xx-xx

87641

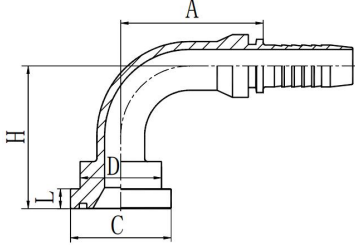
45° SAE Flange 6000 psi

	PART NO.	Flange Size	Hose Bore		Dimensions				
			DN	DASH	A	C	D	H	L
			87341-08-08	1/2	12	08	58.9	31.7	24
87341-08-12	1/2	20	12	58.9	31.7	24	27.5	7.75	
87341-12-10	3/4	16	10	70.1	41.3	32	28.6	8.76	
87341-12-12	3/4	20	12	77	41.3	32	31.8	8.76	
87341-16-16	1	25	16	85.2	47.6	38	34.7	9.53	
87341-20-20	1.1/4	32	20	94.5	54	44	41.5	10.3	
87341-24-20	1.1/2	32	20	95.9	63.5	51	45.1	12.6	
87341-24-24	1.1/2	40	24	110	63.5	51	45.5	12.6	
87341-32-24	2	40	24	110	79.4	67	54.7	12.6	
87341-32-32	2	50	32	129	79.4	67	52.7	12.6	

NOTE: 1. The fitting is used with braided hoses. 2. If used with spiral hoses, fitting part NO. is 87642-xx-xx

87691

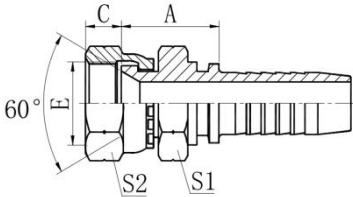
90° SAE Flange 6000 psi

	PART NO.	Flange Size	Hose Bore		Dimensions				
			DN	DASH	A	C	D	H	L
			87341-08-08	1/2	12	08	41	31.7	24
87341-12-10	3/4	16	10	56.5	41.3	32	56.5	8.76	
87341-12-12	3/4	20	12	66.2	41.3	32	66	8.76	
87341-16-12	1	20	12	66.2	47.6	38	69	9.53	
87341-16-16	1	25	16	78	47.6	38	74.5	9.53	
87341-16-20	1	32	20	91.5	47.6	38	85.5	9.53	
87341-20-16	1.1/4	25	16	78	54	44	78.5	10.3	
87341-20-20	1.1/4	32	20	91.5	54	44	89.5	10.3	
87341-24-20	1.1/2	32	20	91.5	63.5	51	94.5	12.6	
87341-24-24	1.1/2	40	24	109	63.5	51	108	12.6	
87341-32-24	2	40	24	109	79.4	67	116	12.6	
87341-32-32	2	50	32	132	79.4	67	136	12.6	

NOTE: 1. The fitting is used with braided hoses. 2. If used with spiral hoses, fitting part NO. is 87692-xx-xx

29611

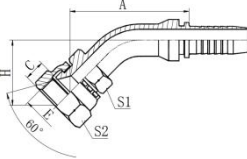
JIS GAS Female 60° Cone Seat (JIS B8363)

29611 	PART NO.	Thread E	Hose Bore		Dimensions			
			DN	DASH	A	C	S1	S2
			29611-02-03	G1/8"-28	5	03	20	7
29611-04-04	G1/4"-19	6	04	21	8	19	19	
29611-04-05	G1/4"-19	8	05	21	8	19	19	
29611-06-04	G3/8"-19	6	04	24	9	22	22	
29611-06-06	G3/8"-19	10	06	23	9	22	22	
29611-08-06	G1/2"-14	10	06	28	12	27	27	
29611-08-08	G1/2"-14	12	08	26.5	12	27	27	
29611-10-10	G5/8"-14	16	10	31	11.5	30	30	
29611-12-10	G3/4"-14	16	10	28.5	13.5	32	32	
29611-12-12	G3/4"-14	20	12	28.5	13.5	32	32	
29611-16-16	G1"-11	25	16	32	16	41	41	
29611-20-20W	G1.1/4"-11	32	20	43	18.5	50	50	
29611-24-24W	G1.1/2"-11	40	24	43.5	19	55	55	
29611-32-32W	G2"-11	50	32	46.5	23	70	70	

NOTE: 1. The fitting is used with braided hoses. 2. If used with spiral hoses, fitting part NO. is 29612-xx-xx

29641

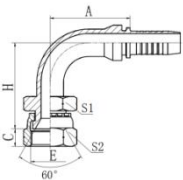
45° JIS GAS Female 60° Cone Seat (JIS B8363)

29641 	PART NO.	Thread E	Hose Bore		Dimensions				
			DN	DASH	A	C	H	S1	S2
			29641-04-04	G1/4"-19	6	04	43.4	8	21.3
29641-06-06	G3/8"-19	10	06	48.9	9	24.6	22	22	
29641-08-08	G1/2"-14	12	08	62.5	12	27.5	27	27	
29641-10-10	G5/8"-14	16	10	81.3	11.5	31.5	30	30	
29641-12-12	G3/4"-14	20	12	81.3	13.5	33.9	32	32	
29641-16-16	G1"-11	25	16	87.3	16	36	41	41	
29641-20-20W	G1.1/4"-11	32	20	107	18.5	46.5	50	50	
29641-24-24W	G1.1/2"-11	40	24	123	19	50.8	55	55	
29641-32-32W	G2"-11	50	32	143	23	60	70	70	

NOTE: 1. The fitting is used with braided hoses. 2. If used with spiral hoses, fitting part NO. is 29642-xx-xx

29691

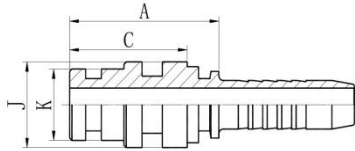
90° JIS GAS Female 60° Cone Seat (JIS B8363)

29691 	PART NO.	Thread E	Hose Bore		Dimensions				
			DN	DASH	A	C	H	S1	S2
			29611-04-04	G1/4"-19	6	04	30	8	38
29611-04-05	G1/4"-19	6	05	33	8	41	19	19	
29611-06-06	G3/8"-19	10	06	35.3	9	45.8	22	22	
29611-08-08	G1/2"-14	12	08	41	12	53	27	27	
29611-10-10	G5/8"-14	16	10	56.5	11.5	61	30	30	
29611-12-12	G3/4"-14	20	12	65.5	13.5	69	32	32	
29611-16-16	G1"-11	25	16	76.7	16	76.5	41	41	
29611-20-20W	G1.1/4"-11	32	20	91.5	18.5	92.5	50	50	
29611-24-24W	G1.1/2"-11	40	24	109	19	110	55	55	
29611-32-32W	G2"-11	50	32	132	23	134	70	70	

NOTE: 1. The fitting is used with braided hoses. 2. If used with spiral hoses, fitting part NO. is 29692-xx-xx

67011

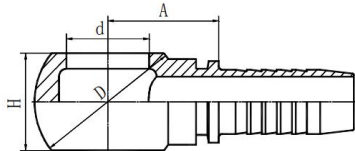
SAE Stapalelok Male (SAE J1467)

67011 	PART NO.	O-ring	Hose Bore		Dimensions			
			DN	DASH	A	C	J	K
			67011-04-04	6.0*2.0	6	04	34	28
67011-06-06	10.0*2.0	10	06	35	28	19.9	13.9	
67011-08-08	13.0*2.5	12	08	36	28	23.9	17.9	
67011-12-12	19.0*2.5	20	12	37.5	28	28.9	23.9	
67011-16-16	25.0*2.5	25	16	44	33	38.8	30.9	
67011-20-20	33.0*2.5	32	20	44	33	45.9	37.9	
67011-24-24	40.0*3.0	40	24	47.5	36.3	54.9	46.9	
67011-32-32	50.0*3.0	50	32	47.5	36.3	63.9	55.9	

NOTE: 1. The fitting is used with braided hoses. 2. If used with spiral hoses, fitting part NO. is 67012-xx-xx

70011

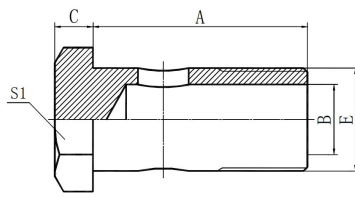
Metric Banjo (DIN 7462)

70011 	PART NO.	Bolt	Hose Bore		Dimensions			
			DN	DASH	A	d	D	H
			70011-10-03	M10*1	5	03	14.5	10.1
70011-10-04	M10*1	6	04	17	10.1	17	10	
70011-12-04	M12*1.5	6	04	20.5	12.1	20	12	
70011-12-05	M12*1.5	8	05	20.5	12.1	20	12	
70011-12-06	M12*1.5	10	06	20.5	12.1	20	12	
70011-14-04	M14*1.5	6	04	21	14.1	24	14	
70011-14-05	M14*1.5	8	05	21	14.1	24	14	
70011-14-06	M14*1.5	10	06	21	14.1	24	14	
70011-16-04	M16*1.5	6	04	20.5	16.1	28	16	
70011-16-05	M16*1.5	8	05	20.5	16.1	28	16	
70011-16-06	M16*1.5	10	06	20.5	16.1	28	16	
70011-18-04	M18*1.5	6	04	23	18.1	32	20	
70011-18-05	M18*1.5	8	05	24	18.1	32	20	
70011-18-06	M18*1.5	10	06	24	18.1	32	20	
70011-18-08	M18*1.5	12	08	24.5	18.1	32	20	
70011-22-06	M22*1.5	10	06	28.1	22.1	39	25	
70011-22-08	M22*1.5	12	08	28.5	22.1	39	25	
70011-22-10	M22*1.5	16	10	28	22.1	39	25	
70011-26-12	M22*1.5	20	12	32.5	26.1	46	30	
70011-30-16	M30*1.5	25	16	37	30.1	54	36	
70011-30-20	M30*1.5	32	20	40	30.1	54	36	

NOTE: 1. The fitting is used with braided hoses. 2. If used with spiral hoses, fitting part NO. is 70012-xx-xx

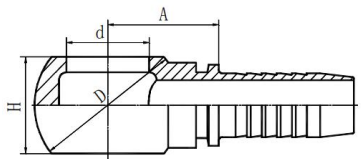
700M

Metric Bolt (DIN 7643)

700M 	PART NO.	Bolt	Dimensions			
			A	B	C	S1
			70011-10	M10*1	19	5.5
70011-12	M12*1.5	24	7	6	17	
70011-14	M14*1.5	26	9	6	19	
70011-16	M16*1.5	28	11	6	22	
70011-18	M18*1.5	32	13	6	24	
70011-22	M22*1.5	39	16	7	27	
70011-26	M22*1.5	45	20	7	32	
70011-30	M30*1.5	51	24	7	36	

72011

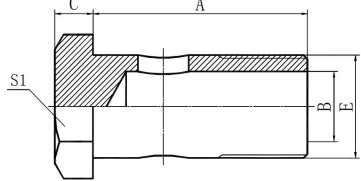
BSP Banjo

72011 	PART NO.	Thread E	Hose Bore		Dimensions			
			DN	DASH	A	d	D	H
			72011-02-03	G1/8"-28	5	03	18	9.9
72011-02-04	G1/8"-28	6	04	18.5	9.9	22	16	
72011-04-03	G1/4"-19	5	03	19	13.3	24	15	
72011-04-04	G1/4"-19	6	04	19.5	13.3	24	15	
72011-04-05	G1/4"-19	8	05	19.5	13.3	24	15	
72011-04-06	G1/4"-19	10	06	19.5	13.3	24	15	
72011-06-04	G3/8"-19	6	04	22	16.7	29	20	
72011-06-05	G3/8"-19	8	05	22	16.7	29	20	
72011-06-06	G3/8"-19	10	06	22	16.7	29	20	
72011-06-08	G3/8"-19	12	08	23	16.7	29	20	
72011-08-05	G1/2"-14	8	05	27.5	21	38	25	
72011-08-06	G1/2"-14	10	06	27.5	21	38	25	
72011-08-08	G1/2"-14	12	08	28	21	38	25	
72011-08-10	G1/2"-14	16	10	29	21	38	25	
72011-10-10	G5/8"-14	16	10	28	23	40	27	
70011-12-10	G3/4"-14	16	10	32	26.5	48	31	
70011-12-12	G3/4"-14	20	12	32	26.5	48	31	
70011-16-08	G1"-11	12	08	40	33.3	60	42	
70011-16-12	G1"-11	20	12	40	33.3	60	42	
70011-16-16	G1"-11	25	16	41	33.3	60	42	

NOTE: 1. The fitting is used with braided hoses. 2. If used with spiral hoses, fitting part NO. is 72012-xx-xx

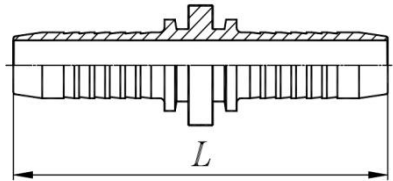
720B

BSP Bolt

700M 	PART NO.	Bolt	Dimensions			
			A	B	C	S1
			70011-02	G1/8"-28	29.5	4.8
70011-04	G1/4"-19	28.5	6	6	19	
70011-06	G3/8"-19	38.5	9	7	22	
70011-08	G1/2"-14	44	13	8.5	27	
70011-10	G5/8"-14	48.5	15	10	30	
70011-12	G3/4"-14	56	18	10	32	
70011-16	G1"-11	68.5	22	13	41	

90011

Double Connector

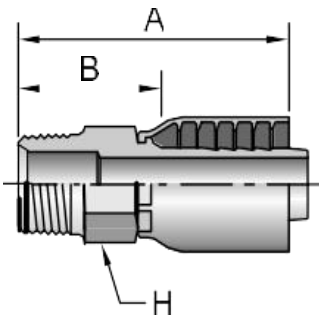
90011 	PART NO.	Hose Bore		Dimensions
		DN	DASH	L
		90011-04	6	04
90011-05	8	05	60	
90011-06	10	06	73	
90011-08	12	08	77	
90011-10	16	10	83	
90011-12	20	12	93	
90011-16	25	16	114	
90011-20	32	20	132	
90011-24	40	24	162	
90011-32	50	32	170	

1. The fitting is used with braided hoses. 2. If used with spiral hoses, fitting part NO. is 72012-xx-xx

43 Series Hydraulic Hose Fittings

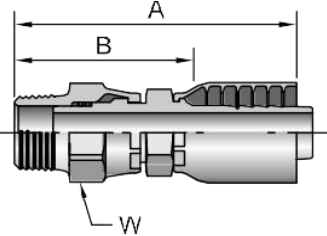
10143

Male NPTF Pipe - Rigid

	PART NO.	Thread Inch	Hose I.D.	A		H inch	B	
				inch	mm		inch	mm
				10143-2-4	1/8x27	1/4	1.80	46
10143-4-4	1/4x18	1/4	2.01	51	9/16	1.26	32	
10143-4-5	1/4x18	5/16	1.94	49	11/16	1.19	30	
10143-4-6	1/4x18	3/8	2.28	58	3/4	1.25	32	
10143-6-4	3/8x18	1/4	1.86	47	11/16	1.11	28	
10143-6-5	3/8x18	5/16	1.94	49	11/16	1.19	30	
10143-6-6	3/8x18	3/8	2.37	60	3/4	1.34	34	
10143-6-8	3/8x18	1/2	2.59	66	7/8	1.33	34	
10143-6-10	3/8x18	5/8	2.61	66	15/16	1.17	30	
10143-8-4	1/2x14	1/4	2.13	54	7/8	1.38	35	
10143-8-6	1/2x14	3/8	2.39	61	7/8	1.36	35	
10143-8-8	1/2x14	1/2	2.84	72	7/8	1.58	40	
10143-8-10	1/2x14	5/8	3.04	77	15/16	1.59	40	
10143-8-12	1/2x14	3/4	3.04	77	1-1/16	1.60	41	
10143-12-8	3/4x14	1/2	2.68	68	1-1/16	1.42	36	
10143-12-10	3/4x14	5/8	2.87	73	1-1/16	1.43	36	
10143-12-12	3/4x14	3/4	3.09	78	1-1/16	1.65	42	
10143-12-16	3/4x14	1	3.40	86	1-3/8	1.78	45	
10143-16-12	1x11-1/2	3/4	3.09	78	1-3/8	1.65	42	
10143-16-16	1x11-1/2	1	2.59	66	1-3/8	1.97	50	
10143-20-20	1-1/4x11-1/2	1-1/4	4.08	104	1-3/4	2.39	61	
10143-24-24	1-1/2x11-1/2	1-1/2	3.50	89	2	2.13	54	
10143-32-32	2x11-1/2	2	4.05	103	2-1/2	2.27	58	

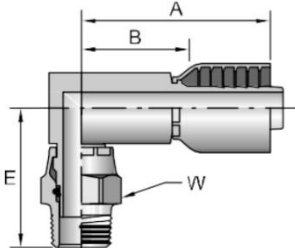
11343

Male NPTF Pipe - Swivel

	PART NO.	Thread Inch	Hose I.D.	A		H inch	B	
				inch	mm		inch	mm
				11343-2-4	1/8x27	1/4	2.94	75
11343-4-4	1/4x18	1/4	2.68	68	5/8	1.93	49	
11343-4-6	1/4x18	3/8	3.01	76	5/8	1.98	50	
11343-6-4	3/8x18	1/4	2.81	71	3/4	2.06	52	
11343-6-6	3/8x18	3/8	3.08	78	3/4	2.05	52	
11343-6-8	3/8x18	1/2	3.30	84	3/4	2.04	52	
11343-8-6	1/2x14	3/8	3.30	84	7/8	2.27	58	
11343-8-8	1/2x14	1/2	3.52	89	7/8	2.26	57	
11343-12-12	3/4x14	3/4	3.93	100	1-1/4	2.49	63	
11343-16-16	1x11-1/2	1	4.52	115	1-1/2	2.90	74	

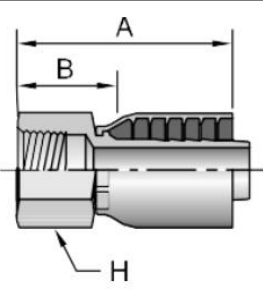
11L43

Male NPTF Pipe - Swivel-90° Elbow

	PART NO.	Thread Inch	Hose I.D.	A		E		W inch	B	
				inch	mm	inch	mm		inch	mm
				11L43-4-4	1/4x18	1/4	2.23	57	1.79	45
11L43-4-6	1/4x18	3/8	2.53	64	1.85	47	5/8	1.50	38	
11L43-6-6	3/8x18	3/8	2.53	64	1.94	49	3/4	1.50	38	
11L43-8-6	1/2x14	3/8	2.66	68	2.17	55	7/8	1.63	41	
11L43-8-8	1/2x14	1/2	2.96	75	2.17	55	7/8	1.70	43	
11L43-12-12	3/4x14	3/4	3.32	84	2.46	62	1-1/4	1.88	48	

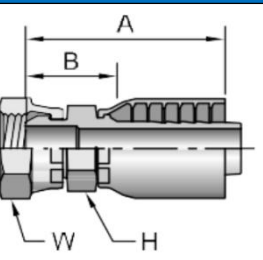
10243

Female NPTF Pipe - Rigid

	PART NO.	Thread Inch	Hose I.D.	A		H inch	B	
				inch	mm		inch	mm
	10243-2-4	1/8x27	1/4	1.68	43	5/8	0.93	24
	10243-4-4	1/4x18	1/4	1.78	45	11/16	1.03	26
	10243-4-6	1/4x18	3/8	2.05	52	3/4	1.02	26
	10243-6-4	3/8x18	1/4	2.05	52	7/8	1.30	33
	10243-6-6	3/8x18	3/8	2.32	59	7/8	1.29	33
	10243-8-6	1/2x14	3/8	2.40	61	1-1/8	1.37	35
	10243-8-8	1/2x14	1/2	2.62	67	1-1/8	1.36	35
	10243-12-12	3/4x14	3/4	2.72	69	1-1/4	1.28	33

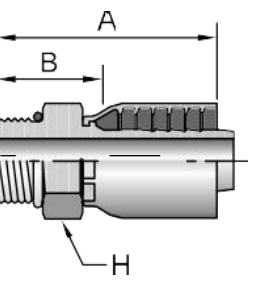
10743

Female NPTF Pipe - Swivel (60° Cone)

	PART NO.	Thread Inch	Hose I.D.	A		H inch	W inch	B	
				inch	mm			inch	mm
	10743-2-4	1/8x27	1/4	1.69	43	9/16	9/16	0.94	24
	10743-4-4	1/4x18	1/4	1.74	44	9/16	11/16	0.99	25
	10743-6-6	3/8x18	3/8	2.09	53	11/16	7/8	1.06	27
	10743-8-8	1/2x14	1/2	2.32	59	15/16	1	1.06	27
	10743-12-12	3/4x14	3/4	2.70	69	1-1/16	1-1/4	1.47	37
	10743-16-16	1x11-1/2	1	3.09	78	1-3/8	1-1/2	1.47	37
	10743-20-20	1-1/4x11-1/2	1-1/4	3.28	83	1-7/8	1-7/8	1.59	40

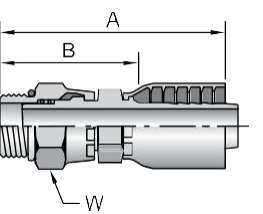
10543

Male SAE Straight Thread with O-Ring - Rigid

	PART NO.	Thread Inch	Hose I.D.	A		H inch	B	
				inch	mm		inch	mm
	10543-4-4	7/16x20	1/4	1.64	42	9/16	0.89	23
	10543-5-4	1/2x20	1/4	1.80	46	5/8	1.05	27
	10543-6-4	9/16x18	1/4	1.67	42	11/16	0.92	23
	10543-6-6	9/16x18	3/8	2.10	53	11/16	1.07	27
	10543-6-8	9/16x18	1/2	2.32	59	13/16	1.06	27
	10543-8-6	3/4x16	3/8	2.11	54	7/8	1.08	27
	10543-8-8	3/4x16	1/2	2.46	62	7/8	1.20	30
	10543-10-6	7/8x14	3/8	2.13	54	1	1.10	28
	10543-10-8	7/8x14	1/2	2.35	60	1	1.09	28
	10543-10-10	7/8x14	5/8	2.77	70	1	1.33	34
	10543-12-8	1-1/16x12	1/2	2.61	66	1-1/4	1.35	34
	10543-12-10	1-1/16x12	5/8	2.80	71	1-1/4	1.36	35
	10543-12-12	1-1/16x12	3/4	2.81	71	1-1/4	1.37	35
	10543-16-12	1-5/16x12	3/4	2.81	71	1-1/2	1.37	35
	10543-16-16	1-5/16x12	1	3.37	86	1-1/2	1.75	44
	10543-20-20	1-5/8x12	1-1/4	3.69	94	1-7/8	2.00	51

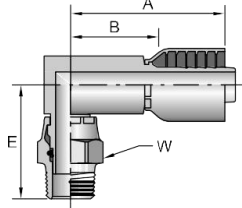
10G43

Male SAE Straight Thread with O-Ring - Swivel

	PART NO.	Thread Inch	Hose I.D.	A		H inch	W inch	B	
				inch	mm			inch	mm
	10G43-5-4	5/16	1/2x20	1/4	2.98	76	3/4	2.23	57
	10G43-6-4	3/8	9/16x18	1/4	2.98	76	3/4	2.23	57
	10G43-6-6	3/8	9/16x18	3/8	3.25	83	3/4	2.22	56
	10G43-8-6	1/2	3/4x16	3/8	3.06	78	7/8	2.06	52
	10G43-8-8	1/2	3/4x16	1/2	3.21	82	7/8	1.95	50
	10G43-10-6	5/8	7/8x14	3/8	3.01	76	1	2.01	51
	10G43-10-8	5/8	7/8x14	1/2	3.27	83	1	2.01	51
	10G43-12-12	3/4	1-1/16x12	3/4	3.78	96	1-1/4	2.34	59

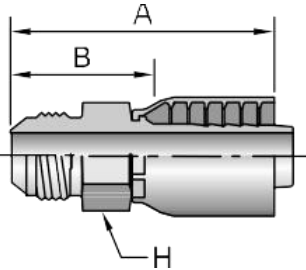
10L43

Male SAE Straight Thread with O-Ring - Swivel - 90° Elbow

	PART NO.	Thread Inch	Hose I.D.	A		E		W	B	
				inch	mm	inch	mm	inch	inch	mm
	10L43-6-6	9/16x18	3/8	2.53	64	2.10	53	3/4	1.50	38
	10L43-8-6	3/4x16	3/8	2.66	68	1.86	47	7/8	1.63	41
	10L43-8-8	3/4x16	1/2	2.96	75	1.87	49	1	1.70	43
	10L43-10-8	7/8x14	1/2	2.96	75	1.92	49	7/8	1.70	43
	10L43-12-12	1-1/16x12	1/23/4	3.22	82	2.30	58	1-1/4	1.88	48

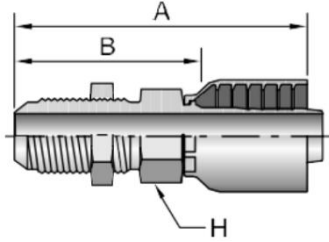
10343

Male JIC 37° - Rigid

	PART NO.	Thread Inch	Hose I.D.	A		H	B	
				inch	mm	inch	inch	mm
	10343-4-4	7/16x20	1/4	1.99	51	9/16	1.24	31
	10343-5-4	1/2x20	1/4	1.83	46	9/16	1.08	27
	10343-5-6	1/2x20	3/8	2.26	57	3/4	1.23	31
	10343-6-4	9/16x18	1/4	1.84	47	11/16	1.09	28
	10343-6-6	9/16x18	3/8	2.36	60	3/4	1.33	34
	10343-8-6	3/4x16	3/8	2.30	58	7/8	1.27	32
	10343-8-8	3/4x16	1/2	2.68	68	7/8	1.42	36
	10343-8-10	3/4x16	5/8	2.85	72	7/8	1.41	36
	10343-10-6	7/8x14	3/8	2.40	61	15/16	1.37	35
	10343-10-8	7/8x14	1/2	2.62	67	15/16	1.36	35
	10343-10-10	7/8x14	5/8	3.03	77	15/16	1.59	40
	10343-12-8	1-1/16x12	1/2	2.76	70	1-1/8	1.50	38
	10343-12-10	1-1/16x12	5/8	3.07	78	1-1/8	1.63	41
	10343-12-12	1-1/16x12	3/4	3.19	81	1-1/8	1.75	44
	10343-14-12	1-3/16x12	3/4	3.11	79	1-1/4	1.67	42
	10343-16-12	1-5/16x12	3/4	3.04	77	1-3/8	1.60	41
	10343-16-16	1-5/16x12	1	3.63		1-3/8	2.01	51
10343-20-20	1-5/8x12	1-1/4	3.96	101	1-7/8	2.27	58	
10343-24-20	1-7/8x12	1-1/4	3.71	94	2	2.02	51	

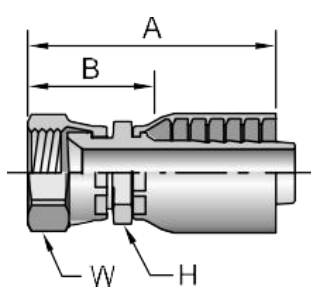
1LB43

Male JIC 37° - Bulkhead without Locknut

	PART NO.	Thread Inch	Hose I.D.	A		H	B	
				inch	mm	inch	inch	mm
	1LB43-4-4	7/16x20	1/4	2.64	67	9/16	1.89	48
	1LB43-6-6	9/16x18	3/8	3.08	78	3/4	2.05	52
	1LB43-8-8	3/4x16	1/2	3.46	88	7/8	2.20	56
	1LB43-10-10	7/8x14	5/8	3.85	98	15/16	2.41	61
	1LB43-12-12	1-1/16x12	3/4	4.08	104	1-1/8	2.64	67

10643

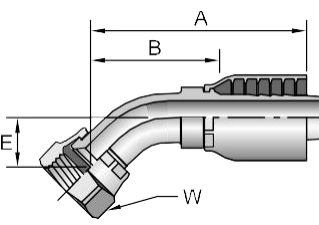
Female JIC 37° - Swivel



PART NO.	Thread Inch	Hose I.D.	A		H	W	B	
			inch	mm	inch	inch	inch	mm
10643-4-4	7/16x20	1/4	1.94	49	9/16	9/16	1.19	30
10643-4-6	7/16x20	3/8	2.20	56	11/16	9/16	1.17	30
10643-5-4	1/2x20	1/4	2.03	52	9/16	5/8	1.28	33
10643-5-5	1/2x20	5/16	2.08	53	11/16	5/8	1.33	34
10643-5-6	1/2x20	3/8	2.26	57	11/16	5/8	1.23	31
10643-6-4	9/16x18	1/4	2.05	52	9/16	11/16	1.30	33
10643-6-5	9/16x18	5/16	2.10	53	11/16	11/16	1.35	34
10643-6-6	9/16x18	3/8	2.29	58	11/16	11/16	1.26	32
10643-6-8	9/16x18	1/2	2.51	64	13/16	11/16	1.25	32
10643-8-6	3/4x16	3/8	2.49	63	11/16	7/8	1.46	37
10643-8-8	3/4x16	1/2	2.63	67	13/16	7/8	1.37	35
10643-8-10	3/4x16	5/8	2.82	72	15/16	7/8	1.38	35
10643-8-12	3/4x16	3/4	2.83	72	1-1/16	7/8	1.39	35
10643-10-6	7/8x14	3/8	2.51	64	7/8	1	1.48	38
10643-10-8	7/8x14	1/2	2.85	72	7/8	1	1.59	40
10643-10-10	7/8x14	3/4	2.93	74	1-1/16	1	1.49	38
10643-10-12	7/8x14	1/2	2.78	74	1-1/16	1	1.49	38
10643-12-8	7/8x14	5/8	2.78	71	1-1/16	1-1/4	1.52	39
10643-12-10	1-1/16x12	5/8	3.10	79	1-1/16	1-1/4	1.66	42
10643-12-12	1-1/16x12	3/4	3.17	81	1-1/16	1-1/4	1.73	44
10643-12-16	1-1/16x12	1	3.29	84	1-3/8	1-1/4	1.67	42
10643-14-12	1-3/16x12	3/4	3.18	81	1-1/4	1-3/8	1.74	44
10643-16-12	1-5/16x12	3/4	3.31	84	1-1/4	1-1/2	1.87	47
10643-16-16	1-5/16x12	1	3.62	92	1-3/8	1-1/2	2.00	51
10643-20-16	1-5/8x12	1	3.81	97	1-5/8	2	2.19	56
10643-20-20	1-5/8x12	1-1/4	3.94	100	1-7/8	2	2.25	57
10643-24-24	1-7/8x12	1-1/2	3.84	98	2-1/8	2-1/4	2.47	63
10643-32-32	2-1/2x12	2	4.73	120	2-1/2	2-7/8	2.95	75

13743

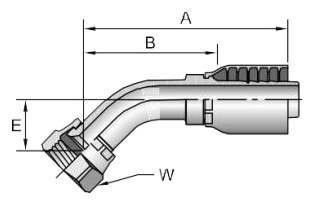
Female JIC 37° - Swivel - 45° Elbow - Short Drop



PART NO.	Thread Inch	Hose I.D.	A		E		W	B	
			inch	mm	inch	mm	inch	inch	mm
13743-4-4	7/16x20	1/4	1.96	50	0.39	10	9/16	1.21	31
13743-5-4	1/2x20	1/4	2.19	56	0.39	10	5/8	1.44	37
13743-6-4	9/16x18	1/4	2.23	57	0.39	10	11/16	1.48	38
13743-6-6	9/16x18	3/8	2.39	61	0.39	10	11/16	1.39	35
13743-8-6	3/4x16	3/8	2.74	70	0.55	14	7/8	1.74	44
13743-8-8	3/4x16	1/2	2.83	72	0.55	14	7/8	1.57	40
13743-10-8	7/8x14	1/2	2.93	74	0.63	16	1	1.67	42
13743-10-10	7/8x14	5/8	3.17	81	0.63	16	1	1.73	44
13743-12-10	1-1/16x12	5/8	3.62	92	0.83	21	1-1/4	2.08	53
13743-12-12	1-1/16x12	3/4	3.63	92	0.78	20	1-1/4	2.19	56
13743-16-16	1-5/16x12	1	4.34	110	0.95	24	1-1/2	2.72	69
13743-20-20	1-5/8x12	1-1/4	4.59	117	1.19	30	2	2.82	72
13743-24-24	1-7/8x12	1-1/2	5.50	140	1.47	37	2-1/4	4.18	106

1L743

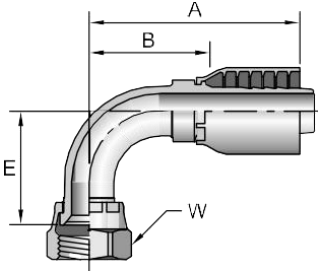
Female JIC 37° - Swivel - 45° Elbow - Medium Drop



PART NO.	Thread Inch	Hose I.D.	A		E		W	B	
			inch	mm	inch	mm	inch	inch	mm
1L743-6-6	9/16x18	3/8	2.66	62	0.59	15	11/16	1.63	41
1L743-8-8	3/4x16	1/2	3.17	80	0.72	18	7/8	1.91	49
1L743-12-12	1-1/16x12	3/4	4.23	107	1.06	27	1-1/4	2.79	71
1L743-16-16	1-5/16x12	1	4.51	115	1.07	27	1-1/2	2.89	73

13943

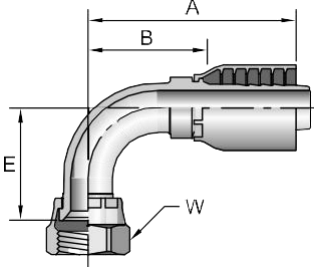
Female JIC 37° - Swivel - 90° Elbow - Short Drop



PART NO.	Thread Inch	Hose I.D.	A		E		W	B	
			inch	mm	inch	mm	inch	inch	mm
13943-4-4	7/16x20	1/4	1.78	45	0.83	21	9/16	1.03	26
13943-4-6	7/16x20	3/8	2.11	54	0.83	21	9/16	1.08	27
13943-5-4	1/2x20	1/4	1.88	48	0.83	21	5/8	1.13	29
13943-5-5	1/2x20	5/16	1.96	50	0.83	21	5/8	1.21	31
13943-6-4	9/16x18	1/4	2.12	54	0.85	22	11/16	1.37	35
13943-6-6	9/16x18	3/8	2.21	56	0.91	23	11/16	1.18	30
13943-6-8	9/16x18	1/2	2.51	64	0.85	22	11/16	1.25	32
13943-8-6	3/4x16	3/8	2.52	64	1.09	28	7/8	1.49	38
13943-8-8	3/4x16	1/2	2.62	67	1.14	29	7/8	1.36	35
13943-10-10	7/8x14	5/8	2.97	75	1.26	32	1	1.69	39
13943-12-8	1-1/16x12	1/2	3.25	83	1.83	46	1-1/4	1.99	51
13943-12-10	1-1/16x12	5/8	3.07	78	1.89	48	1-1/4	1.63	41
13943-12-12	1-1/16x12	3/4	3.49	89	1.89	48	1-1/4	2.05	52
13943-16-12	1-5/16x12	3/4	3.49	89	2.00	51	1-1/2	2.05	52
13943-16-16	1-5/16x12	1	4.28	109	2.20	56	1-1/2	2.66	68
13943-20-20	1-5/8x12	1-1/4	4.43	113	2.59	66	2	2.74	70
13943-24-24	1-7/8x12	1-1/2	5.50	140	3.81	81	2-1/4	4.13	105

1L943

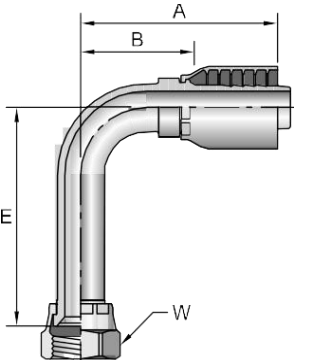
Female JIC 37° - Swivel - 90° Elbow - Medium Drop



PART NO.	Thread Inch	Hose I.D.	A		E		W	B	
			inch	mm	inch	mm	inch	inch	mm
1L943-4-4	7/16x20	1/4	1.84	47	0.88	22	9/16	1.09	28
1L943-6-4	9/16x18	1/4	2.12	54	1.50	38	11/16	1.37	35
1L943-6-6	9/16x18	3/8	2.29	58	1.12	28	11/16	1.26	32
1L943-8-6	3/4x16	3/8	2.51	64	1.38	35	7/8	1.48	38
1L943-8-8	3/4x16	1/2	2.64	67	1.38	35	7/8	1.38	35
1L943-10-8	7/8x14	1/2	3.25	83	1.75	34	1	1.99	51
1L943-12-12	1-1/16x12	3/4	3.49	89	2.28	58	1-1/4	2.05	52
1L943-16-16	1-5/16x12	1	4.44	113	2.50	64	1-1/2	2.82	72

14143

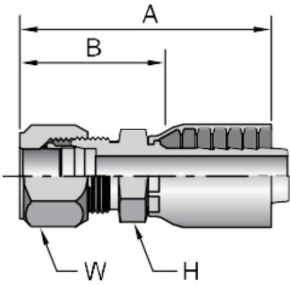
Female JIC 37° - Swivel - 90° Elbow - Long Drop



PART NO.	Thread Inch	Hose I.D.	A		E		W	B	
			inch	mm	inch	mm	inch	inch	mm
14143-4-4	7/16x20	1/4	1.96	50	1.81	46	9/16	1.21	31
14143-5-4	1/2x20	1/4	1.93	49	1.80	46	5/8	1.18	30
14143-6-6	9/16x18	3/8	2.27	58	2.18	55	11/16	1.27	32
14143-8-6	3/4x16	3/8	2.56	65	2.43	62	7/8	1.56	40
14143-8-8	3/4x16	1/2	2.62	67	2.52	64	7/8	1.36	35
14143-10-8	7/8x14	1/2	2.78	71	2.58	66	1	1.52	39
14143-10-10	7/8x14	5/8	3.16	80	2.58	66	1	1.75	44
14143-12-12	1-1/16x12	3/4	3.49	89	3.74	95	1-1/4	2.05	52
14143-14-12	1-3/16x12	3/4	3.38	86	3.93	100	1-3/8	1.95	50
14143-16-16	1-5/16x12	1	3.90	99	4.32	110	1-1/2	2.31	59
14143-20-20	1-5/8x12	1-1/4	4.39	112	5.28	134	2	2.73	69

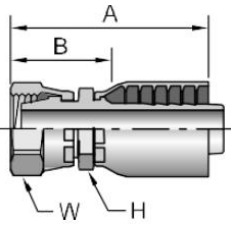
11143

Tube Union(24° Cone with Nut and Ferrule)

	PART NO.	Tube O.D.	Thread Inch	Hose I.D.	A		H	W	B	
					inch	mm	inch	inch	inch	mm
	11143-4-4	1/4	7/16x20	1/4	2.13	54	9/16	9/16	1.40	36
	11143-4-6	1/4	7/16x20	3/8	2.44	62	3/4	9/16	1.44	37
	11143-5-4	5/16	1/2x20	1/4	2.13	54	9/16	5/8	1.40	36
	11143-5-6	5/16	1/2x20	3/8	2.44	62	3/4	5/8	1.44	37
	11143-6-6	3/8	9/16x18	3/8	2.50	64	3/4	11/16	1.50	38
	11143-8-8	1/2	3/4x16	1/2	2.93	74	7/8	7/8	1.68	43
	11143-10-8	5/8	7/8x14	1/2	3.07	78	15/16	1	1.82	46
	11143-12-12	3/4	1-1/16x12	3/4	3.39	86	1-1/8	1-1/4	1.96	50
	11143-16-16	1	1-5/16x12	1	3.80	97	1-3/8	1-1/2	2.18	55

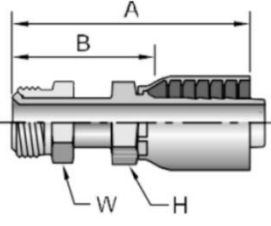
11143

Female Flareless - Swivel(24° Cone)

	PART NO.	Size Inch	Thread Inch	Hose I.D.	A		H	W	B	
					inch	mm	inch	inch	inch	mm
	11243-6-6	3/8	9/16x18	3/8	2.51	64	11/16	11/16	1.48	38
	11243-8-6	1/2	3/4x16	3/8	2.67	68	7/8	7/8	1.64	42
	11243-8-8	1/2	3/4x16	1/2	2.89	73	7/8	7/8	1.63	41

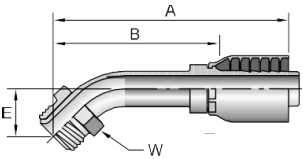
12843

Male Inverted SAE 45° - Swivel

	PART NO.	Size Inch	Thread Inch	Hose I.D.	A		H	W	B	
					inch	mm	inch	inch	inch	mm
	12843-4-4	1/4	7/16x24	1/4	2.32	59	9/16	7/16	1.57	40
	12843-4-6	1/4	7/16x24	3/8	2.65	67	11/16	7/16	1.62	41
	12843-5-4	5/16	1/2x20	1/4	2.60	66	9/16	1/2	1.85	47
	12843-5-6	5/16	1/2x20	3/8	2.74	70	11/16	1/2	1.71	43
	12843-6-6	3/8	5/8x18	3/8	2.86	73	11/16	5/8	1.83	46
	12843-7-6	7/16	11/16x18	3/8	2.95	75	11/16	11/16	1.92	49
	12843-8-8	1/2	3/4x18	1/2	3.11	79	13/16	3/4	1.85	47
	12843-10-10	5/8	7/8x18	5/8	3.55	90	3/4	7/8	2.11	54

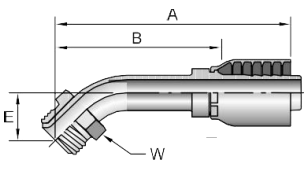
16743

Male Inverted SAE 45° - Swivel - 45° Elbow

	PART NO.	Size Inch	Thread Inch	Hose I.D.	A		E		W	B	
					inch	mm	inch	mm	inch	inch	mm
	16743-4-4	1/4	7/16x24	1/4	2.09	53	0.63	16	7/16	1.34	34
	16743-4-6	1/4	7/16x24	3/8	2.42	61	0.63	16	7/16	1.39	35
	16743-5-4	5/16	1/2x20	1/4	2.34	59	0.70	18	1/2	1.59	40
	16743-5-6	5/16	1/2x20	3/8	2.48	63	0.70	18	1/2	1.45	37
	16743-6-6	3/8	5/8x18	3/8	2.93	74	0.94	24	5/8	1.90	48
	16743-8-8	1/2	3/4x18	1/2	3.23	82	1.09	28	3/4	1.97	50

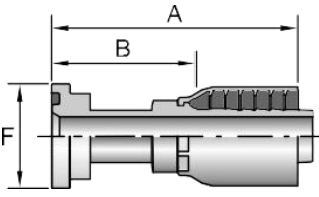
16943

Male Inverted SAE 45° - Swivel - 90° Elbow

	PART NO.	Size Inch	Thread Inch	Hose I.D.	A		E		W	B	
					inch	mm	inch	mm		inch	mm
					16943-4-4	1/4	7/16x24	1/4		2.16	55
16943-4-6	1/4	7/16x24	3/8	2.49	63	1.56	40	7/16	1.46	37	
16943-5-4	5/16	1/2x20	1/4	2.41	61	1.65	42	1/2	1.66	42	
16943-5-6	5/16	1/2x20	3/8	2.59	66	1.65	42	1/2	1.56	40	
16943-6-6	3/8	5/8x18	3/8	2.61	66	1.69	43	5/8	1.58	40	
16943-7-6	7/16	11/16x18	3/8	2.53	64	1.72	44	11/16	1.50	38	

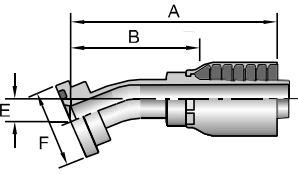
11543

SAE Code 61 Flange Head (ISO 12151-3 - S - L)

	PART NO.	Flange Inch	Hose I.D.	A		F inch	B	
				inch	mm		inch	mm
				11543-8-8	1/2		1/2	3.48
11543-10-10	5/8	5/8	3.78	96,0	1-11/32	2.34	59,4	
11543-12-8	3/4	1/2	2.46	62,5	1-1/2	1.20	30,5	
11543-12-12	3/4	3/4	3.54	90	1-1/2	2.10	53	
11543-16-12	1	3/4	2.74	70	1-3/4	1.30	33	
11543-16-16	1	1	4.25	108	1-3/4	2.63	67	
11543-20-16	1-1/4	1	3.19	81	2	1.57	40	
11543-20-20	1-1/4	1-1/4	4.70	119	2	3.01	76	
11543-24-20	1-1/2	1-1/4	3.22	82	2-3/8	1.53	39	
11543-24-24	1-1/2	1-1/2	4.59	117	2-3/8	3.22	82	
11543-24-32	1-1/2	2	5.65	144	2-7/8	3.87	98	
11543-32-20	2	1-1/4	4.29	109,0	2-13/16	2.60	66,0	
11543-32-24	2	1-1/2	3.14	80	2-7/8	1.77	45	
11543-32-32	2	2	4.99	127	2-13/16	3.21	82	

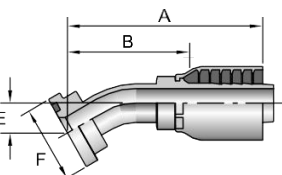
11643

SAE Code 61 Flange Head - 22.5° Elbow (ISO 12151-3 - E22M - L)

	PART NO.	Flange Inch	Hose I.D.	A		E		F inch	B	
				inch	mm	inch	mm		inch	mm
				11643-12-12	3/4	3/4	3.90		99	0.44
11643-16-12	1	1	3.89	99	0.44	11	1-3/4	2.46	62	
11643-16-16	1	1	4.25	108	0.44	11	1-3/4	2.66	68	
11643-20-16	1-1/4	1-1/4	4.25	108	0.44	11	2	2.66	68	
11643-20-20	1-1/4	1-1/4	4.65	118	0.50	13	2	3.00	76	
11643-24-20	1-1/2	1-1/2	4.66	118	0.51	13	2-3/8	3.01	76	

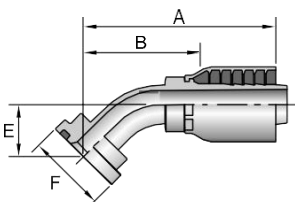
12643

SAE Code 61 Flange Head - 30° Elbow (ISO 12151-3 - E30M - L)

	PART NO.	Flange Inch	Hose I.D.	A		E		F inch	B	
				inch	mm	inch	mm		inch	mm
				12643-12-12	3/4	3/4	3.90		99	0.59
12643-16-16	1	1	4.38	111	0.62	16	1-3/4	2.76	70	
12643-20-16	1-1/4	1	4.38	111	0.62	16	2	2.76	70	
12643-20-20	1-1/4	1-1/4	4.39	112	0.72	18	2	2.70	69	

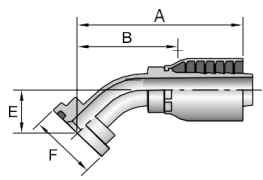
11743

SAE Code 61 Flange Head - 45° Elbow (ISO 12151-3 - E45M - L)

	PART NO.	Flange Inch	Hose ID.	A		E		F	B	
				inch	mm	inch	mm	inch	inch	mm
				11743-8-8	1/2	1/2	3.28	83	0.77	20
11743-10-10	5/8	5/8	4.63	118	0.94	24	1-11/32	3.19	81	
11743-12-8	3/4	1/2	3.32	84	0.81	21	1-1/2	2.06	52	
11743-12-12	3/4	3/4	3.85	98	1.02	26	1-1/2	2.41	61	
11743-16-12	1	3/4	3.85	98	1.02	26	1-3/4	2.41	61	
11743-16-16	1	1	4.76	121	1.26	32	1-3/4	3.14	80	
11743-20-16	1-1/4	1	4.76	121	1.26	32	2	3.14	80	
11743-20-20	1-1/4	1-1/4	5.61	142	1.50	38	2	3.92	100	
11743-20-24	1-1/4	1-1/2	5.45	138	1.38	35	2	4.08	104	
11743-24-20	1-1/2	1-1/4	5.55	141	1.50	38	2-3/8	3.86	98	
11743-24-24	1-1/2	1-1/2	5.50	140	1.43	36	2-3/8	4.13	105	
11743-32-24	2	1-1/2	5.49	139	1.42	36	2-13/16	4.12	105	
11743-32-32	2	2	7.23	184	1.98	50	2-13/16	5.45	138	

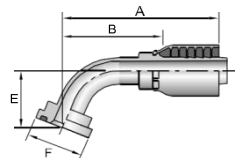
12743

SAE Code 61 Flange Head - 60° Elbow (ISO 12151-3 - E60M - L)

	PART NO.	Flange Inch	Hose ID.	A		E		F	B	
				inch	mm	inch	mm	inch	inch	mm
				12743-12-12	3/4	3/4	4.16	105	1.43	36
12743-16-12	1	3/4	4.15	105	1.39	35	1-3/4	2.71	69	
12743-16-16	1	1	4.45	113	1.50	38	1-3/4	2.83	72	
12743-20-20	1-1/4	1-1/4	5.09	129	1.69	43	2	3.40	86	

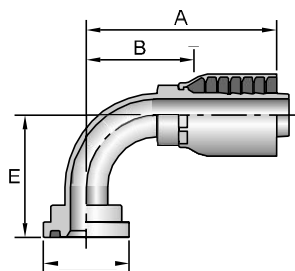
11843

SAE Code 61 Flange Head - 67.5° Elbow (ISO 12151-3 - E67M - L)

	PART NO.	Flange Inch	Hose ID.	A		E		F	B	
				inch	mm	inch	mm	inch	inch	mm
				11843-12-12	3/4	3/4	4.09	104	1.60	41
11843-16-16	1	1	4.66	118	1.75	44	1-3/4	3.07	78	
11843-20-20	1-1/4	1-1/4	5.04	128	1.94	49	2	3.37	86	

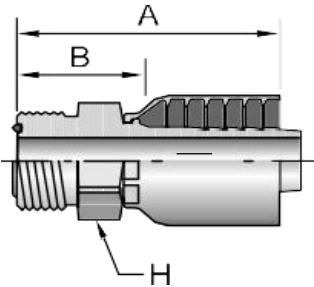
11943

SAE Code 61 Flange Head - 90° Elbow (ISO 12151-3 - E90S - L)

	PART NO.	Flange Inch	Hose ID.	A		E		F	B	
				inch	mm	inch	mm	inch	inch	mm
				11943-8-8	1/2	1/2	2.93	74	1.60	41
11943-10-10	5/8	5/8	3.71	94	2.10	53	1-11/32	2.27	58	
11943-12-8	3/4	1/2	2.93	74	1.66	42	1-1/2	1.67	42	
11943-12-10	3/4	5/8	3.71	94	2.10	53	1-1/2	2.27	58	
11943-12-12	3/4	3/4	3.51	89	2.28	58	1-1/2	2.07	53	
11943-16-8	1	1/2	2.91	74	2.03	52	1-3/4	1.65	42	
11943-16-12	1	3/4	3.52	89	2.28	58	1-3/4	1.92	53	
11943-16-16	1	1	4.28	109	2.78	71	1-3/4	2.66	68	
11943-20-16	1-1/4	1	4.25	108	2.76	70	2	2.63	67	
11943-20-20	1-1/4	1-1/4	5.12	130	3.54	90	2	3.43	87	
11943-24-20	1-1/2	1-1/4	5.09	129	3.54	90	2-3/8	3.40	86	
11943-20-24	1-1/4	1-1/2	4.19	106	2.49	63	2	2.82	72	
11943-24-24	1-1/2	1-1/2	5.50	140	3.11	79	2-3/8	4.13	105	
11943-32-24	2	1-1/2	5.48	139	3.10	79	2-13/16	4.11	104	
11943-32-32	2	2	6.75	171	4.48	114	2-13/16	4.97	126	

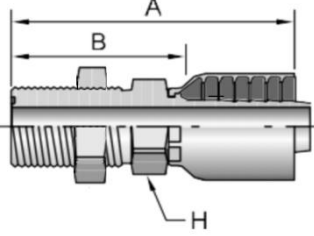
1J043

Male ORFS - Rigid - (with O-Ring)

	PART NO.	Thread		Hose I.D.	A		H	B	
		Inch			inch	mm		inch	mm
	1J043-4-4	1/4	9/16x18	1/4	1.73	44	5/8	0.98	25
	1J043-6-6	3/8	11/16x16	3/8	2.08	53	3/4	1.05	27
	1J043-8-6	1/2	13/16x16	3/8	2.20	56	7/8	1.17	30
	1J043-8-8	1/2	13/16x16	1/2	2.42	61	7/8	1.17	30
	1J043-10-8	5/8	1x14	1/2	2.61	66	1-1/16	1.35	34
	1J043-10-10	5/8	1x14	5/8	2.73	69	1-1/16	1.34	34
	1J043-12-10	3/4	1-3/16x12	5/8	2.89	73	1-1/4	1.45	37
	1J043-12-12	3/4	1-3/16x12	3/4	2.90	74	1-1/4	1.46	37
	1J043-16-12	1	1-7/16x12	3/4	2.93	74	1-1/2	1.49	38
	1J043-16-16	1	1-7/16x12	1	3.29	84	1-1/2	1.67	42
	1J043-20-20	1-1/4	1-11/16x12	1-1/4	3.32	84	1-3/4	1.63	41

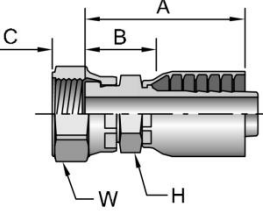
1JB43

Male ORFS - Bulkhead - (with O-Ring)

	PART NO.	Thread		Hose I.D.	A		H	B	
		Inch			inch	mm		inch	mm
	1JB43-4-4	1/4	9/16x18	1/4	2.58	66	5/8	1.83	46
	1JB43-6-6	3/8	11/16x16	3/8	2.98	76	3/4	1.95	50
	1JB43-8-6	1/2	13/16x16	3/8	3.41	87	7/8	2.38	60
	1JB43-8-8	1/2	13/16x16	1/2	3.36	85	7/8	2.10	53
	1JB43-10-8	5/8	1x14	1/2	3.58	91	1-1/16	2.32	59
	1JB43-10-10	5/8	1x14	5/8	3.77	96	1-1/16	2.33	59
	1JB43-12-12	3/4	1-3/16x12	3/4	3.87	98	1-1/4	2.43	62

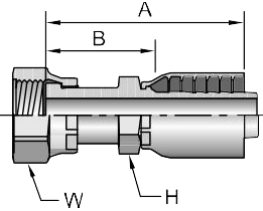
1JC43

Female ORFS - Swivel - Short (ISO 12151-1)

	PART NO.	Thread Inch	Hose I.D.	A		C		H	W	B	
				inch	mm	inch	mm			inch	mm
	1JC43-4-4	9/16x18	1/4	1.63	41	0.32	8	9/16	11/16	0.88	22
	1JC43-4-4-SM	9/16x18	1/4	1.63	41	0.32	8	17mm	17mm	0.88	22
	1JC43-4-6	9/16x18	3/8	1.90	48	0.32	8	11/16	11/16	0.87	22
	1JC43-6-4	11/16x16	1/4	1.67	42	0.32	8	11/16	13/16	0.92	23
	1JC43-6-4-SM	11/16x16	1/4	1.67	42	0.32	8	17mm	22mm	0.92	23
	1JC43-6-5	11/16x16	5/16	1.65	42	0.32	8	11/16	13/16	0.90	23
	1JC43-6-6	11/16x16	3/8	1.94	49	0.32	8	11/16	13/16	0.91	23
	1JC43-6-6-SM	11/16x16	3/8	1.94	49	0.32	8	19mm	22mm	0.91	23
	1JC43-8-6	13/16x16	3/8	2.00	51	0.43	11	13/16	15/16	0.97	25
	1JC43-8-6-SM	13/16x16	3/8	2.00	51	0.43	11	19mm	24mm	0.97	25
	1JC43-8-8	13/16x16	1/2	2.22	56	0.43	11	13/16	15/16	0.96	24
	1JC43-8-8-SM	13/16x16	1/2	2.22	56	0.43	11	22mm	24mm	0.96	24
	1JC43-10-8	1x14	1/2	2.30	58	0.53	13	15/16	1-1/8	1.04	26
	1JC43-10-8-SM	1x14	1/2	2.30	58	0.53	13	24mm	30mm	1.04	26
	1JC43-10-10	1x14	5/8	2.49	63	0.53	13	15/16	1-1/8	1.05	27
	1JC43-10-10-SM	1x14	5/8	2.49	63	0.53	13	24mm	30mm	1.05	27
	1JC43-12-8	1-3/16x12	1/2	2.48	63	0.57	14	1-1/8	1-3/8	1.22	31
	1JC43-12-10	1-3/16x12	5/8	2.67	68	0.57	14	1-1/8	1-3/8	1.23	31
	1JC43-12-10-SM	1-3/16x12	5/8	2.67	68	0.57	14	32mm	36mm	1.23	31
	1JC43-12-12	1-3/16x12	3/4	2.68	68	0.57	14	1-1/8	1-3/8	1.24	31
	1JC43-12-12-SM	1-3/16x12	3/4	2.68	68	0.57	14	32mm	36mm	1.24	31
	1JC43-12-16	1-3/16x12	1	2.99	76	0.57	14	1-5/16	1-3/8	1.37	35
	1JC43-16-12	1-7/16x12	3/4	2.83	72	0.58	15	1-3/8	1-5/8	1.39	35
	1JC43-16-16	1-7/16x12	1	3.14	80	0.58	15	1-3/8	1-5/8	1.52	39
	1JC43-20-20	1-11/16x12	1-1/4	3.27	83	0.59	15	1-7/8	1-7/8	1.58	40

1JS43

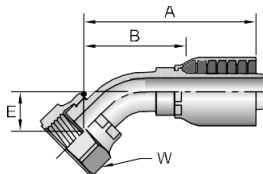
Female ORFS - Swivel - Long (ISO 12151-1)



PART NO.	Thread		Hose I.D.	A		H	W	B	
	Inch			inch	mm	inch	inch	inch	mm
1JS43-4-4	1/4	9/16x18	1/4	2.07	53	9/16	11/16	1.32	34
1JS43-4-6	1/4	9/16x18	3/8	2.21	56	11/16	11/16	1.18	30
1JS43-6-4	3/8	11/16x16	1/4	2.14	54	9/16	13/16	1.39	35
1JS43-6-6	3/8	11/16x16	3/8	2.28	58	11/16	13/16	1.25	32
1JS43-6-8	3/8	11/16x16	1/2	2.50	64	13/16	13/16	1.24	31
1JS43-8-4	1/2	13/16x16	1/4	2.26	57	11/16	15/16	1.51	38
1JS43-8-6	1/2	13/16x16	3/8	2.53	64	11/16	15/16	1.50	38
1JS43-8-8	1/2	13/16x16	1/2	2.65	67	13/16	15/16	1.39	35
1JS43-8-10	1/2	13/16x16	5/8	2.82	72	15/16	15/16	1.38	35
1JS43-10-6	5/8	1x14	3/8	2.63	67	11/16	1-1/8	1.62	41
1JS43-10-8	5/8	1x14	1/2	2.89	73	13/16	1-1/8	1.63	41
1JS43-10-10	5/8	1x14	5/8	3.07	78	15/16	1-1/8	1.66	42
1JS43-10-12	5/8	1x14	3/4	3.08	78	1-1/16	1-1/8	1.64	42
1JS43-12-8	3/4	1-3/16x12	1/2	2.90	74	15/16	1-3/8	1.64	42
1JS43-12-10	3/4	1-3/16x12	5/8	3.19	81	1-1/8	1-3/8	1.75	44
1JS43-12-12	3/4	1-3/16x12	3/4	3.31	84	1-1/8	1-3/8	1.87	47
1JS43-12-16	3/4	1-3/16x12	1	3.53	90	1-5/16	1-3/8	1.91	49
1JS43-16-12	1	1-7/16x12	3/4	3.37	86	1-3/8	1-5/8	1.93	49
1JS43-16-16	1	1-7/16x12	1	3.62	92	1-3/8	1-5/8	2.00	51
1JS43-16-20	1	1-7/16x12	1-1/4	3.77	96	1-3/4	1-5/8	2.08	53
1JS43-20-16	1-1/4	1-11/16x12	1	3.64	92	1-3/8	1-7/8	2.02	51
1JS43-20-20	1-1/4	1-11/16x12	1-1/4	3.77	96	1-3/4	1-7/8	2.15	53
1JS43-24-20	1-1/2	2x12	1-1/4	3.88	99	1-3/4	2-1/4	2.23	57
1JS43-24-24	1-1/2	2x12	1-1/2	3.91	99	1-7/8	2-1/4	2.54	65

1J743

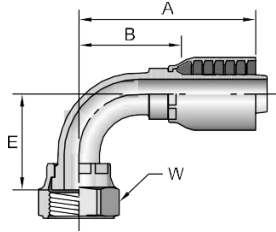
Female ORFS - Swivel - 45° Elbow (ISO 12151-1)



PART NO.	Thread		Hose I.D.	A		E		W	B	
	Inch			inch	mm	inch	mm	inch	inch	mm
1J743-4-4	1/4	9/16x18	1/4	1.97	50	0.39	10	11/16	1.22	31
1J743-4-4-SM	1/4	9/16x18	1/4	1.97	50	0.39	10	17mm	1.22	31
1J743-4-6	1/4	9/16x18	3/8	2.23	57	0.39	10	11/16	1.20	30
1J743-6-4	3/8	11/16x16	1/4	2.08	53	0.43	11	13/16	1.33	34
1J743-6-4-SM	3/8	11/16x16	1/4	2.08	53	0.43	11	22mm	1.33	34
1J743-6-5	3/8	11/16x16	5/16	2.37	60	0.43	11	13/16	1.62	41
1J743-6-6	3/8	11/16x16	3/8	2.34	59	0.43	11	13/16	1.31	33
1J743-6-8	3/8	11/16x16	1/2	2.66	68	0.43	11	13/16	1.41	36
1J743-8-4	1/2	13/16x16	1/4	2.56	65	0.59	15	15/16	1.81	46
1J743-8-6	1/2	13/16x16	3/8	2.53	64	0.59	15	15/16	1.50	38
1J743-8-6-SM	1/2	13/16x16	3/8	2.53	64	0.59	15	24mm	1.50	38
1J743-8-8	1/2	13/16x16	1/2	2.83	72	0.59	15	15/16	1.57	40
1J743-8-8-SM	1/2	13/16x16	1/2	2.83	72	0.59	15	24mm	1.57	40
1J743-8-10	1/2	13/16x16	5/8	3.09	78	0.59	15	15/16	1.65	42
1J743-10-8	5/8	1x14	1/2	2.93	74	0.63	16	1-1/8	1.67	42
1J743-10-10	5/8	1x14	5/8	3.17	81	0.63	16	1-1/8	1.73	44
1J743-10-10-SM	5/8	1x14	5/8	3.17	81	0.63	16	30mm	1.73	44
1J743-10-12	5/8	1x14	3/4	3.36	85	0.65	16	1-1/8	1.93	49
1J743-12-8	3/4	1-3/16x12	1/2	3.57	91	0.82	21	1-3/8	2.31	59
1J743-12-10	3/4	1-3/16x12	5/8	3.62	92	0.83	21	1-3/8	2.18	55
1J743-12-12	3/4	1-3/16x12	3/4	3.63	92	0.83	21	1-3/8	2.19	56
1J743-12-12-SM	3/4	1-3/16x12	3/4	3.63	92	0.83	21	36mm	2.19	56
1J743-12-16	3/4	1-3/16x12	1	3.67	93	0.81	21	1-3/8	2.05	52
1J743-16-12	1	1-7/16x12	3/4	4.02	102	0.94	24	1-5/8	2.59	66
1J743-16-16	1	1-7/16x12	1	4.38	111	0.94	24	1-5/8	2.76	70
1J743-16-20	1	1-7/16x12	1-1/4	4.59	117	0.94	24	1-5/8	2.94	75
1J743-20-16	1-1/4	1-11/16x12	1	4.52	115	1.00	25	1-7/8	2.93	74
1J743-20-20	1-1/4	1-11/16x12	1-1/4	4.78	121	1.00	25	1-7/8	3.09	78
1J743-24-20	1-1/2	2x12	1-1/4	4.99	127	1.11	28	2-1/4	3.30	84
1J743-24-24	1-1/2	2x12	1-1/2	4.70	119	1.07	27	2-1/4	3.33	85

1J943

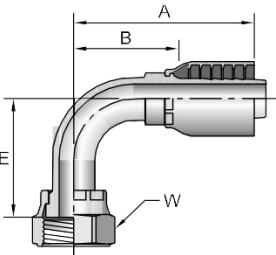
Female ORFS - Swivel - 90° Elbow - Short Drop (ISO 12151-1)



PART NO.	Thread		Hose ID.	A		E		W	B	
	Inch			inch	mm	inch	mm		inch	mm
1J943-4-4	1/4	9/16x18	1/4	1.78	45	0.83	21	11/16	1.03	26
1J943-4-6	1/4	9/16x18	3/8	2.05	52	0.83	21	11/16	1.02	26
1J943-6-4	3/8	11/16x16	1/4	1.93	49	0.91	23	13/16	1.18	30
1J943-6-5	3/8	11/16x16	5/16	2.25	57	0.90	23	13/16	1.50	38
1J943-6-6	3/8	11/16x16	3/8	2.21	56	0.91	23	13/16	1.18	30
1J943-6-8	3/8	11/16x16	1/2	2.53	64	0.90	23	13/16	1.27	32
1J943-8-6	1/2	13/16x16	3/8	2.28	58	1.14	29	15/16	1.25	32
1J943-8-8	1/2	13/16x16	1/2	2.59	66	1.14	29	15/16	1.33	34
1J943-8-8-SM	1/2	13/16x16	1/2	2.59	66	1.14	29	24 mm	1.33	34
1J943-8-10	1/2	13/16x16	5/8	2.81	71	1.15	29	15/16	1.37	35
1J943-10-8	5/8	1x14	1/2	2.74	70	1.26	32	1-1/8	1.48	38
1J943-10-10	5/8	1x14	5/8	2.97	75	1.26	32	1-1/8	1.53	39
1J943-10-10-SM	5/8	1x14	5/8	2.97	75	1.26	32	30 mm	1.53	39
1J943-10-12	5/8	1x14	3/4	3.08	78	1.27	32	1-1/8	1.64	42
1J943-12-8	3/4	1-3/16x12	1/2	3.21	82	1.89	48	1-3/8	1.95	50
1J943-12-10	3/4	1-3/16x12	5/8	3.49	89	1.89	48	1-3/8	2.05	52
1J943-12-12	3/4	1-3/16x12	3/4	3.06	78	1.89	48	1-3/8	2.05	52
1J943-12-16	3/4	1-3/16x12	1	3.88	99	1.89	48	1-3/8	2.26	57
1J943-16-12	1	1-7/16x12	3/4	4.06	103	2.22	56	1-5/8	2.62	67
1J943-16-16	1	1-7/16x12	1	4.31	109	2.20	56	1-5/8	2.69	68
1J943-16-20	1	1-7/16x12	1-1/4	4.56	116	2.21	56	1-5/8	2.87	73
1J943-20-16	1-1/4	1-11/16x12	1	4.64	118	2.54	65	1-7/8	3.02	80
1J943-20-20	1-1/4	1-11/16x12	1-1/4	4.88	124	2.51	64	1-7/8	3.19	81
1J943-24-20	1-1/2	2x12	1-1/4	4.97	126	2.70	69	2-1/4	3.32	84

1J543

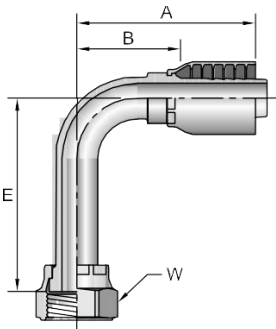
Female ORFS - Swivel - 90° Elbow - Midium Drop (ISO 12151-1)



PART NO.	Thread		Hose ID.	A		E		W	B	
	Inch			inch	mm	inch	mm		inch	mm
1J543-4-4	1/4	9/16x18	1/4	2.07	53	1.26	32	11/16	1.32	34
1J543-6-4	3/8	11/16x16	1/4	2.12	54	1.50	38	13/16	1.37	35
1J543-6-6	3/8	11/16x16	3/8	2.40	61	1.50	38	13/16	1.37	35
1J543-6-6-SM	3/8	11/16x16	3/8	2.40	61	1.50	38	22 mm	1.37	35
1J543-8-6	1/2	13/16x16	3/8	2.48	63	1.61	41	15/16	1.45	37
1J543-8-8	1/2	13/16x16	1/2	2.59	66	1.61	41	15/16	1.33	34
1J543-10-8	5/8	1x14	1/2	2.74	70	1.85	47	1-1/8	1.48	38
1J543-10-10	5/8	1x14	5/8	2.97	75	1.85	47	1-1/8	1.53	39
1J543-10-12	5/8	1x14	3/4	3.12	79	1.88	48	1-1/8	1.68	43
1J543-12-12	3/4	1-3/16x12	3/4	3.49	89	2.28	58	1-3/8	2.05	52
1J543-16-16	1	1-7/16x12	1	4.86	123	2.78	71	1-5/8	3.27	83
1J543-20-20	1-1/4	1-11/16x12	1-1/4	4.89	124	3.09	78	1-7/8	3.20	81

1J143

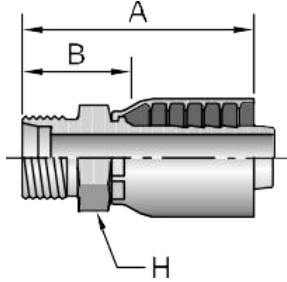
Female ORFS - Swivel - 90° Elbow - Long Drop (ISO 12151-1)



PART NO.	Thread		Hose ID.	A		E		W	B	
	Inch			inch	mm	inch	mm		inch	mm
1J143-4-4	1/4	9/16x18	1/4	2.02	51	1.81	46	11/16	1.27	32
1J143-6-4	3/8	11/16x16	1/4	2.26	57	2.29	58	13/16	1.51	38
1J143-6-6	3/8	11/16x16	3/8	2.39	61	2.13	54	13/16	1.36	35
1J143-8-6	1/2	13/16x16	3/8	2.45	62	2.52	64	15/16	1.42	36
1J143-8-8	1/2	13/16x16	1/2	2.59	66	2.52	64	15/16	1.33	34
1J143-8-8-SM	1/2	13/16x16	1/2	2.59	66	2.52	64	24 mm	1.33	34
1J143-10-8	5/8	1x14	1/2	2.74	70	2.79	71	1-1/8	1.48	38
1J143-10-10	5/8	1x14	5/8	2.97	75	2.76	70	1-1/8	1.53	39
1J143-10-12	5/8	1x14	3/4	3.15	80	2.76	70	1-1/8	1.73	44
1J143-12-12	3/4	1-3/16x12	3/4	3.49	89	3.78	96	1-3/8	2.05	52
1J143-16-16	1	1-7/16x12	1	4.28	109	4.49	114	1-5/8	2.66	68
1J143-20-20	1-1/4	1-11/16x12	1-1/4	4.84	123	5.09	129	1-7/8	3.15	80
1J143-24-20	1-1/2	2x12	1-1/4	4.77	121	5.54	141	2-1/4	3.12	79

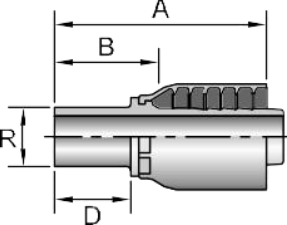
1D043

Male Metric L - Rigid - 24° Cone (ISO8434.1)

	PART NO.	Thread mm		Hose I.D.	A		H mm	B	
					inch	mm		inch	mm
	1D043-6-4	6L	M12x1,5	1/4	1.73	44	14	0.93	24
	1D043-8-4	8L	M14x1,5	1/4	1.61	41	14	0.93	24
	1D043-10-5	10L	M16x1,5	5/16	1.97	50	19	0.83	21
	1D043-10-6	10L	M16x1,5	3/8	1.97	50	19	0.83	21
	1D043-12-5	12L	M18x1,5	5/16	1.89	48	19	0.94	24
	1D043-12-6	12L	M18x1,5	3/8	1.97	50	19	0.83	21
	1D043-15-6	15L	M22x1,5	3/8	1.93	49	22	1.02	26
	1D043-15-8	15L	M22x1,5	1/2	2.28	58	22	0.94	24
	1D043-18-10	18L	M26x1,5	5/8	2.68	68	27	1.14	29
	1D043-18-12	18L	M26x1,5	3/4	2.68	68	27	1.14	29
	1D043-22-12	22L	M30x2	3/4	2.72	69	30	1.22	31
	1D043-28-16	28L	M36x2	1	3.11	79	36	1.30	33
	1D043-35-20	35L	M45x2	1-1/4	3.35	85	46	1.50	38

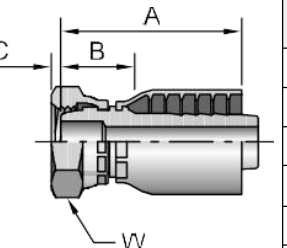
11D43

Male Standpipe Metric L - Rigid (ISO8434.1)

	PART NO.	Thread mm		Hose I.D.	A		D mm	B	
					inch	mm		inch	mm
	11D43-6-4	6L	1/4	2.03	52	0.87	22	1.28	33
	11D43-10-5	10L	5/16	2.36	60	0.91	23	1.45	37
	11D43-10-6	10L	3/8	2.28	58	0.91	23	1.14	29
	11D43-12-4	12L	1/4	2.17	55	0.91	23	1.22	31
	11D43-15-8	15L	1/2	2.56	65	0.98	25	1.22	31
	11D43-18-10	18L	5/8	2.99	76	1.02	26	1.48	38
	11D43-18-12	18L	3/4	2.80	71	1.02	26	1.22	31
	11D43-22-12	22L	3/4	2.87	73	1.10	28	1.26	32
	11D43-28-16	28L	1	3.31	84	1.18	30	1.46	37

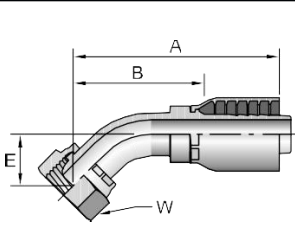
1C343

Female Metric L - Swivel - Ball Nose (ISO8434.1)

	PART NO.	Thread mm		Hose I.D.	A		C		W mm	B	
					inch	mm	inch	mm		inch	mm
	1C343-6-4	6L	M12x1,5	1/4	1.75	44	1.16	29	0.09	2	14
	1C343-8-4	8L	M14x1,5	1/4	1.77	45	1.16	29	0.11	3	17
	1C343-10-5	10L	M16x1,5	5/16	2.01	51	1.20	30	0.06	2	19
	1C343-10-6	10L	M16x1,5	3/8	2.06	52	1.10	28	0.06	2	19
	1C343-12-5	12L	M18x1,5	5/16	1.87	47	0.70	18	0.10	3	22
	1C343-12-6	12L	M18x1,5	3/8	2.23	57	1.18	30	0.10	3	22
	1C343-15-6	15L	M22x1,5	3/8	1.85	47	0.71	18	0.16	4	27
	1C343-15-8	15L	M22x1,5	1/2	2.42	61	1.29	33	0.17	4	27
	1C343-18-10	18L	M26x1,5	5/8	2.65	67	1.23	31	0.10	3	32
	1C343-18-12	18L	M26x1,5	3/4	2.80	71	1.37	35	0.10	3	32
	1C343-22-12	22L	M30x2	3/4	2.87	73	1.42	36	0.18	5	36
	1C343-28-16	28L	M36x2	1	3.35	85	1.76	45	0.22	6	46

1C443

Female Metric L -Swivel - 45° Elbow - Ball Nose (ISO8434.1)

	PART NO.	Thread		Hose ID.	A		E		W	B	
		mm			inch	mm	inch	mm	mm	inch	mm
		mm	mm		inch	mm	mm	inch	mm		
	1C443-8-4	8L	M14x1,5	1/4	2.40	61	0.59	15	17	1.50	38
	1C443-10-5	10L	M16x1,5	5/16	2.60	66	0.67	17	19	1.61	41
	1C443-10-6	10L	M16x1,5	3/8	2.76	70	0.67	17	19	1.61	41
	1C443-12-6	12L	M18x1,5	3/8	2.76	70	0.67	17	22	1.61	41
	1C443-15-8	15L	M22x1,5	1/2	3.35	85	0.79	20	27	1.97	50
	1C443-18-10	18L	M26x1,5	5/8	4.09	104	1.14	29	32	2.52	64
	1C443-22-12	22L	M30x2	3/4	3.78	96	0.91	23	36	2.20	56
	1C443-28-16	28L	M36x2	1	4.53	115	1.10	28	46	2.81	71

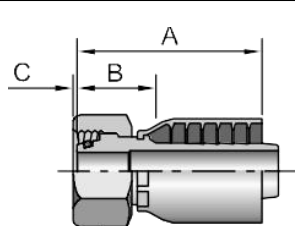
1C543

Female Metric L -Swivel - 90° Elbow - Ball Nose (ISO8434.1)

	PART NO.	Thread		Hose ID.	A		E		W	B	
		mm			inch	mm	inch	mm	mm	inch	mm
		mm	mm		inch	mm	mm	inch	mm		
	1C543-8-4	8L	M14x1,5	1/4	2.05	52	1.10	28	17	1.18	30
	1C543-10-5	10L	M16x1,5	5/16	2.20	56	1.18	30	19	1.22	31
	1C543-10-6	10L	M16x1,5	3/8	2.40	61	1.18	30	19	1.40	36
	1C543-12-6	12L	M18x1,5	3/8	2.40	61	1.22	31	22	1.40	36
	1C543-15-8	15L	M22x1,5	1/2	2.95	75	1.57	40	27	1.57	40
	1C543-18-10	18L	M26x1,5	5/8	3.58	91	2.36	60	32	2.05	52
	1C543-22-12	22L	M30x2	3/4	3.58	91	1.97	50	36	2.00	51
	1C543-28-16	28L	M36x2	1	4.33	110	2.48	63	46	2.56	65

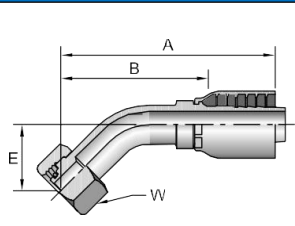
1CA43

Female Metric L -Swivel - 24° with O-ring (ISO8434.1)

	PART NO.	Thread		Hose ID.	A		C	W	B	
		mm			inch	mm	inch	mm	inch	mm
		mm	mm		inch	mm	mm	inch	mm	
	1CA43-6-4	6L	M12x1,5	1/4	1.81	46	-0.02	14	1.06	27
	1CA43-8-4	8L	M14x1,5	1/4	1.68	43	-0.01	17	0.88	22
	1CA43-8-5	8L	M14x1,5	5/16	2.01	51	0.00	17	1.02	26
	1CA43-10-4	10L	M16x1,5	1/4	1.81	46	0.04	19	0.87	22
	1CA43-10-5	10L	M16x1,5	5/16	1.73	44	0.04	19	0.82	21
	1CA43-12-5	12L	M18x1,5	5/16	1.81	46	0.04	22	0.91	23
	1CA43-12-6	12L	M18x1,5	3/8	2.17	55	0.03	22	1.02	26
	1CA43-15-8	15L	M22x1,5	1/2	2.52	64	0.07	27	1.14	29
	1CA43-18-10	18L	M26x1,5	5/8	3.02	77	0.02	32	1.61	41
	1CA43-18-12	18L	M26x1,5	3/4	2.56	65	0.02	32	1.11	28
	1CA43-22-12	22L	M30x2	3/4	2.83	72	0.13	36	1.30	33
	1CA43-28-16	28L	M36x2	1	3.35	85	0.14	46	1.57	40
	1CA43-35-20	35L	M45x2	1-1/4	3.28	83	0.00	50	1.55	39

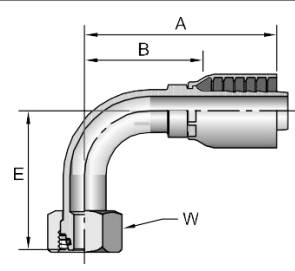
1CE43

Female Metric L -Swivel - 45° Elbow - 24° with O-ring (ISO8434.1)

	PART NO.	Thread		Hose ID.	A		E		W	B	
		mm			inch	mm	inch	mm	mm	inch	mm
		mm	mm		inch	mm	mm	inch	mm		
	1CE43-6-4	6L	M12x1,5	1/4	2.76	70	0.75	19	14	1.81	46
	1CE43-8-4	8L	M14x1,5	1/4	2.32	59	0.63	16	17	1.38	35
	1CE43-10-5	10L	M16x1,5	5/16	2.64	67	0.63	16	19	1.73	44
	1CE43-10-6	10	M16x1,5	3/8	3.43	87	0.73	19	19	2.44	62
	1CE43-12-6	12L	M18x1,5	3/8	2.87	73	0.87	22	22	1.73	44
	1CE43-15-8	15L	M22x1,5	1/2	3.39	86	0.87	22	27	2.00	51
	1CE43-18-10	18L	M26x1,5	5/8	3.58	91	0.98	25	32	2.05	52
	1CE43-22-12	22L	M30x2	3/4	3.82	97	0.98	25	36	2.28	58

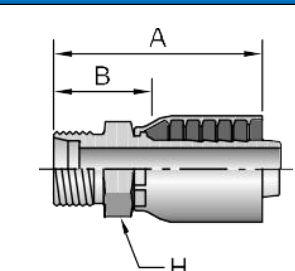
1CF43

Female Metric L -Swivel - 90° Elbow - 24° with O-ring (ISO8434.1)

	PART NO.	Thread mm		Hose I.D.	A		E		W	B	
					inch	mm	inch	mm	mm	inch	mm
	1CF43-8-4	8L	M14x1,5	1/4	2.01	51	1.14	29	17	1.10	28
	1CF43-10-5	10L	M16x1,5	5/16	2.3	58	1.16	29	19	1.46	37
	1CF43-10-6	10L	M16x1,5	3/8	2.56	65	1.38	35	19	1.58	40
	1CF43-12-5	12L	M18x1,5	5/16	2.40	61	1.18	30	22	1.46	37
	1CF43-12-6	12L	M18x1,5	3/8	2.40	61	1.22	31	22	1.40	36
	1CF43-15-8	15L	M22x1,5	1/2	2.95	75	1.65	42	27	1.57	40
	1CF43-18-10	18L	M26x1,5	5/8	3.17	81	1.77	45	32	1.71	43
	1CF43-22-12	22L	M30x2	3/4	3.54	90	2.09	53	36	2.00	51
	1CF43-35-20	35L	M45x2	1-1/4	4.72	120	3.11	79	50	2.87	73

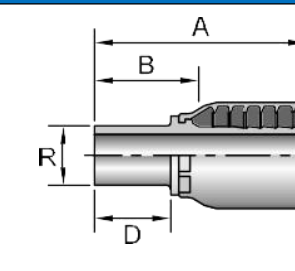
1D243

Male Metric S - Rigid - 24° Cone (ISO8434.1)

	PART NO.	Thread mm		Hose I.D.	A		H	B	
					inch	mm	mm	inch	mm
	1D243-8-4	8S	M16x1,5	1/4	1.73	44	17	0.87	22
	1D243-10-4	10S	M18x1,5	1/4	1.73	44	19	0.87	22
	1D243-12-5	12S	M20x1,5	5/16	2.20	56	22	1.29	33
	1D243-12-6	12S	M20x1,5	3/8	1.97	50	22	1.02	26
	1D243-14-6	14S	M22x1,5	3/8	2.17	55	22	0.98	25
	1D243-16-8	16S	M24x1,5	1/2	2.36	60	24	1.17	30
	1D243-20-10	20S	M30x2	5/8	2.95	75	30	1.44	37
	1D243-25-12	25S	M36x2	3/4	2.87	73	36	1.30	33
	1D243-30-16	30S	M42x2	1	3.39	86	46	1.54	39

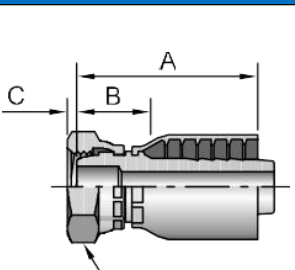
13D43

Male Standpipe Metric S - Rigid (ISO8434.1)

	PART NO.	Thread mm		Hose I.D.	A		D	B	
					inch	mm	mm	inch	mm
	13D43-10-4	10S	1/4	2.13	54	1.02	26	1.26	32
	13D43-12-5	12S	5/16	2.52	64	1.02	26	1.61	41
	13D43-14-6	14S	3/8	2.52	64	1.14	29	1.38	35
	13D43-16-8	16S	1/2	2.68	68	1.18	30	1.42	36
	13D43-20-10	20S	5/8	3.39	86	1.42	36	1.88	48
	13D43-20-12	20S	3/4	3.19	81	1.42	36	1.57	40
	13D43-25-12	25S	3/4	3.35	85	1.57	40	1.73	44
	13D43-30-16	30S	1	3.82	97	1.73	44	2.01	51

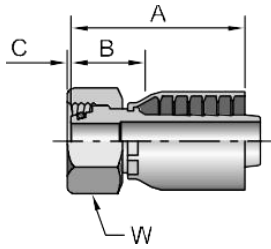
1C643

Female Metric S -Swivel - Ball Nose (ISO8434.1)

	PART NO.	Thread mm		Hose I.D.	A		C	W	B		
					inch	mm	inch	mm	mm	inch	mm
	1C643-8-4	8S	M16x1	1/4	1.57	40	0.15	4	19	1.20	30
	1C643-10-4	10S	M18x1,5	1/4	1.63	41	0.10	3	22	1.20	30
	1C643-12-5	12S	M20x1,5	5/16	1.87	47	0.08	2	24	1.20	30
	1C643-12-6	12S	M20x1,5	3/8	1.76	45	0.08	2	24	1.32	34
	1C643-12-8	12S	M20x1,5	1/2	2.18	55	0.08	2	24	1.30	33
	1C643-14-6	14S	M22x1,5	3/8	1.94	49	0.17	4	27	1.32	34
	1C643-16-8	16S	M24x1,5	1/2	2.13	54	0.19	5	30	1.39	35
	1C643-20-10	20S	M30x2	5/8	2.38	60	0.21	5	36	1.39	35
	1C643-20-12	20S	M30x2	3/4	2.46	62	0.21	5	40	1.03	37
	1C643-25-12	25S	M36x2	3/4	2.48	63	0.28	7	46	1.56	40
	1C643-30-16	30S	M42x2	1	2.89	73	0.37	9	50	1.95	50

1C943

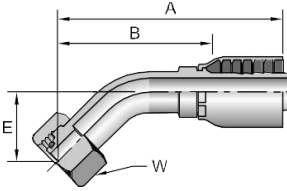
Female Metric S -Swivel - 24° Cone with O-Ring (ISO8434.1)



PART NO.	Thread mm		Hose ID.	A		E		W mm	B	
				inch	mm	inch	mm		inch	mm
1C943-6-4	6S	M14x1,5	1/4	1.89	48	0.01	0	17	1.02	26
1C943-8-4	8S	M16x1,5	1/4	1.64	42	0.01	0	19	1.18	30
1C943-10-4	10S	M18x1,5	1/4	1.64	42	0.01	0	22	1.18	30
1C943-10-5	10S	M18x1,5	5/16	1.81	46	0.01	0	22	0.87	22
1C943-10-6	10S	M18x1,5	3/8	1.97	50	0.01	0	22	0.83	21
1C943-12-5	12S	M20x1,5	5/16	1.80	46	0.03	1	24	0.99	25
1C943-12-5	12S	M20x1,5	5/16	1.89	48	0.03	1	24	0.94	24
1C943-12-6	12S	M20x1,5	3/8	1.99	51	0.03	1	24	1.04	26
1C943-14-6	14S	M22x1,5	3/8	2.05	52	0.03	1	27	1.17	30
1C943-16-8	16S	M24x1,5	1/2	2.33	59	0.09	2	30	1.15	29
1C943-20-10	20S	M30x2	5/8	2.59	66	0.05	1	36	1.22	31
1C943-20-12	20S	M30x2	3/4	2.59	66	0.05	1	36	1.22	31
1C943-25-12	25S	M36x2	3/4	2.67	68	0.10	3	46	1.24	31
1C943-25-16	25S	M36x2	1	3.05	77	0.08	2	46	1.43	36
1C943-30-16	30S	M42x2	1	3.19	81	0.19	5	50	1.60	41
1C943-38-20	38S	M52x2	1-1/4	3.35	85	0.23	6	60	1.70	43

10C43

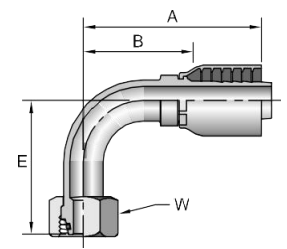
Female Metric S -Swivel - 45° Elbow - 24° Cone with O-Ring (ISO8434.1)



PART NO.	Thread mm		Hose ID.	A		E		W mm	B	
				inch	mm	inch	mm		inch	mm
10C43-8-4	8S	M16x1,5	1/4	2.32	59	0.63	16	19	1.38	35
10C43-12-5	12S	M20x1,5	5/16	2.80	71	0.67	17	24	1.85	47
10C43-12-6	12S	M20x1,5	3/8	3.28	83	0.87	22	24	2.28	58
10C43-16-8	16S	M24x1,5	1/2	3.96	101	0.96	24	30	2.71	69
10C43-20-10	20S	M30x2	5/8	4.78	121	1.12	28	36	3.37	86
10C43-20-12	20S	M30x2	3/4	3.94	100	1.14	29	36	2.36	60
10C43-25-12	25S	M36x2	3/4	3.97	101	1.06	27	46	2.40	61
10C43-30-16	30S	M42x2	1	4.65	118	1.22	31	50	2.87	73
10C43-38-20	38S	M52x2	1-1/4	4.96	126	1.30	33	60	1.89	48

11C43

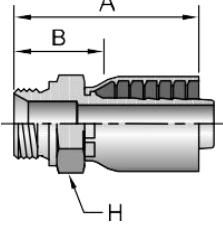
Female Metric S -Swivel - 90° Elbow - 24° Cone with O-Ring (ISO8434.1)



PART NO.	Thread mm		Hose ID.	A		E		W mm	B	
				inch	mm	inch	mm		inch	mm
11C43-8-4	8S	M16x1,5	1/4	1.83	46	1.26	32	19	1.41	36
11C43-10-4	10S	M18x1,5	1/4	2.45	62	1.34	34	22	1.71	43
11C43-12-5	12S	M20x1,5	5/16	2.30	58	1.22	31	24	1.51	38
11C43-12-6	12S	M20x1,5	3/8	2.36	60	1.22	31	24	1.42	36
11C43-14-6	14S	M22x1,5	3/8	2.35	60	1.48	38	27	1.35	34
11C43-16-8	16S	M24x1,5	1/2	2.94	75	1.75	44	30	1.69	43
11C43-20-10	20S	M30x2	5/8	3.45	88	2.17	55	36	2.04	52
11C43-25-12	25S	M36x2	3/4	3.74	95	2.17	55	46	2.22	56
11C43-30-16	30S	M42x2	1	4.45	113	2.64	67	50	2.64	67
11C43-38-20	38S	M52x2	1-1/4	5.67	144	2.87	73	60	2.99	76

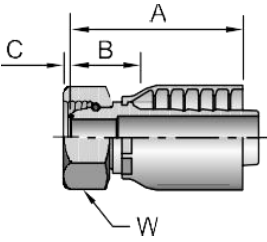
1D943

Male BSP Parallel Pipe - Rigid - 60° Cone (ISO 228-1)

	PART NO.	Thread mm	Hose I.D.	A		H	B	
				inch	mm	mm	inch	mm
				1D943-4-4	G1/4x19	1/4	1.77	45
1D943-6-5	G3/8x19	5/16	2.13	54	22	1.22	31	
1D943-6-6	G3/8x19	3/8	2.13	54	22	1.22	31	
1D943-8-6	G1/2x14	3/8	2.36	60	27	1.22	31	
1D943-8-8	G1/2x14	1/2	2.44	62	27	1.10	28	
1D943-12-12	G3/4x14	3/4	2.76	70	32	1.18	30	
1D943-16-16	G1x11	1	3.23	82	41	1.38	35	

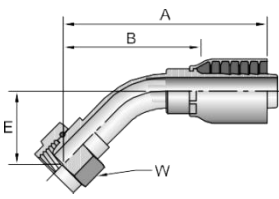
19243

Female BSP Parallel Pipe - Swivel - 60° Cone (ISO 228-1)

	PART NO.	Thread mm	Hose I.D.	A		E		W	B	
				inch	mm	inch	mm	mm	inch	mm
				19243-2-4	G1/8x28	1/4	1.61	41	0.20	5
19243-4-4	G1/4x19	1/4	1.95	50	0.22	6	19	1.20	30	
19243-6-4	G3/8x19	1/4	1.73	44	0.26	7	22	0.79	20	
19243-6-6	G3/8x19	3/8	2.35	60	0.26	7	22	1.32	34	
19243-6-8	G3/8x19	1/2	2.17	55	0.26	7	22	0.79	20	
19243-8-6	G1/2x14	3/8	2.01	51	0.28	7	27	0.87	22	
19243-8-8	G1/2x14	1/2	2.72	69	0.28	7	27	1.46	37	
19243-10-8	G5/8x14	1/2	2.80	71	0.37	9	30	1.54	39	
19243-10-10	G5/8x14	5/8	2.99	76	0.37	9	30	1.55	39	
19243-12-10	G3/4x14	5/8	3.11	79	0.35	9	36	1.67	42	
19243-12-12	G3/4x14	3/4	3.19	81	0.35	9	36	1.75	44	
19243-16-16	G1x11	1	3.67	93	0.44	11	41	2.05	52	
19243-20-20	G1-1/4x11	1-1/4	3.11	79	0.41	11	50	1.26	32	

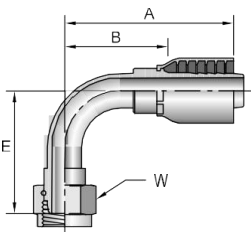
1B143

Female BSP Parallel Pipe -45° Swivel - 60° Cone (ISO 228-1)

	PART NO.	Thread mm	Hose I.D.	A		E		W	B	
				inch	mm	inch	mm	mm	inch	mm
				1B143-4-4	G1/4x19	1/4	2.44	62	0.63	16
1B143-6-6	G3/8x19	3/8	3.25	83	0.79	20	22	2.25	57	
1B143-8-8	G1/2x14	1/2	3.35	85	0.79	20	27	1.97	50	
1B143-10-10	G5/8x14	5/8	4.03	102	0.85	22	30	2.62	67	
1B143-12-10	G3/4x14	5/8	4.09	104	1.14	29	32	2.52	64	
1B143-12-12	G3/4x14	3/4	4.02	102	1.14	29	32	2.44	62	
1B143-16-16	G1x11	1	4.53	115	1.14	29	41	2.76	70	

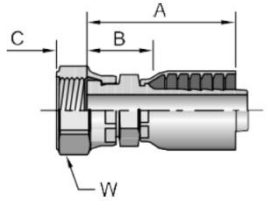
1B243

Female BSP Parallel Pipe -45° Swivel - 60° Cone (ISO 228-1)

	PART NO.	Thread mm	Hose I.D.	A		E		W	B	
				inch	mm	inch	mm	mm	inch	mm
				1B243-2-4	G1/8x28	1/4	1.97	50	1.10	28
1B243-4-4	G1/4x19	1/4	1.83	46	1.12	28	19	1.08	27	
1B243-6-6	G3/8x19	3/8	2.32	59	1.46	37	22	1.32	34	
1B243-8-6	G1/2x14	3/8	2.60	66	1.38	35	27	1.46	37	
1B243-8-8	G1/2x14	1/2	2.95	75	1.57	40	27	1.57	40	
1B243-10-8	G5/8x14	1/2	2.91	74	1.57	40	30	1.54	39	
1B243-10-10	G5/8x14	5/8	3.13	80	1.57	40	30	1.72	44	
1B243-12-10	G3/4x14	5/8	3.62	92	2.32	59	32	2.05	52	
1B243-12-12	G3/4x14	3/4	3.58	91	2.32	59	32	2.00	51	
1B243-16-16	G1x11	1	4.33	110	2.48	63	41	2.56	65	
1B243-20-20	G1-1/4x11	1-1/4	4.72	120	2.99	76	50	2.87	73	

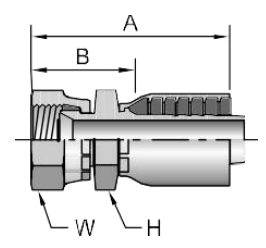
1B543

Female BSP Parallel Pipe - Swivel - Flat Seat (ISO 228-1)

	PART NO.	Thread mm	Hose I.D.	A		E		W	B	
				inch	mm	inch	mm	mm	inch	mm
				1B543-6-6	G3/8x19	3/8	11.93	49	0.35	9
1B543-8-6	G1/2x14	3/8	1.89	48	0.43	11	27	0.74	19	
1B543-8-8	G1/2x14	1/2	2.28	58	0.43	11	27	0.94	24	

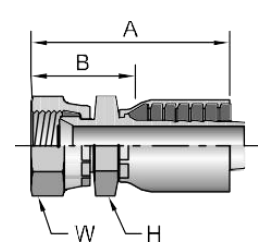
1FU43

Female BSPP Parallel Pipe - Swivel - 30° Flared (ISO 228-1)

	PART NO.	Thread inch	Hose I.D.	A		H	W	B	
				inch	mm	mm	mm	inch	mm
				1FU43-4-4	G1/4x19	1/4	1.90	48	19
1FU43-6-6	G3/8x19	3/8	2.32	59	22	22	1.29	33	
1FU43-8-8	G1/2x14	1/2	2.66	68	27	27	1.40	36	
1FU43-12-12	G3/4x14	3/4	3.06	78	36	36	1.62	41	
1FU43-16-16	G1x11	1	3.53	90	41	41	1.91	49	
1FU43-20-20	G1-1/4x11	1-1/4	3.87	98	50	50	2.18	55	

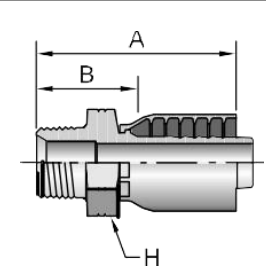
1GU43

Female BSPP Parallel Pipe - Swivel - 60° Cone (ISO 228-1)

	PART NO.	Thread inch	Hose I.D.	A		H	W	B	
				inch	mm	mm	mm	inch	mm
				1GU43-4-4	G1/4x19	1/4	2.08	53	19
1GU43-6-6	G3/8x19	3/8	2.45	62	22	22	1.42	36	
1GU43-8-8	G1/2x14	1/2	2.81	71	27	27	1.56	40	
1GU43-12-12	G3/4x14	3/4	3.24	82	36	36	1.81	46	
1GU43-16-16	G1x11	1	3.74	95	41	41	2.12	54	
1GU43-20-20	G1-1/4x11	1-1/4	4.07	103	50	50	2.38	60	

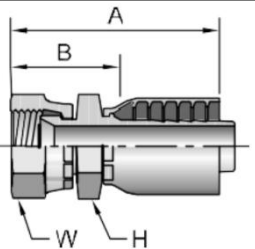
1UT43

Male BSPP Taper Pipe - Rigid - 60° Flared (ISO 228-1)

	PART NO.	Thread inch	Hose I.D.	A		H	B	
				inch	mm	mm	inch	mm
				1UT43-4-4	G1/4x19	1/4	1.92	49
1UT43-6-6	G3/8x19	3/8	2.25	57	22	1.22	31	
1UT43-8-8	G1/2x14	1/2	2.68	68	27	1.42	36	
1UT43-12-12	G3/4x14	3/4	2.96	75	36	1.53	39	
1UT43-16-16	G1x11	1	3.48	88	41	1.86	47	
1UT43-20-20	G1-1/4x11	1-1/4	3.75	95	50	2.10	53	

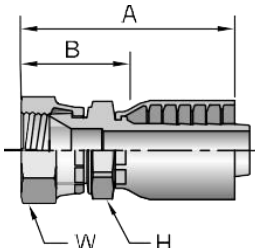
1MU43

Female Metric - Swivel - 30° Flared

	PART NO.	Thread mm	Hose ID.	A		H mm	W mm	B	
				inch	mm			inch	mm
				1MU43-4-4	M14x1,5	1/4	2.07	53	19
1MU43-6-4	M18x1,5	1/4	2.18	55	24	24	1.43	36	
1MU43-6-6	M18x1,5	3/8	2.45	62	24	24	1.42	36	
1MU43-8-8	M22x1,5	1/2	2.84	72	27	27	1.58	40	

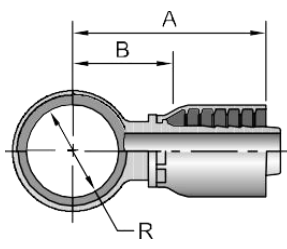
1XU43

Female Metric - Swivel - 30° Flared

	PART NO.	Thread mm	Hose ID.	A		H mm	W mm	B	
				inch	mm			inch	mm
				1XU43-10-10	M24x1,5	5/8	3.25	83	30
1XU43-12-12	M30x1,5	3/4	3.40	86	32	36	1.96	50	
1XU43-16-16	M33x1,5	1	4.03	102	36	41	2.41	61	
1XU43-20-20	M36x1,5	1-1/4	4.19	106	46	46	2.50	64	
1XU43-24-24	M42x1,5	1-1/2	4.12	105	50	55	2.75	70	

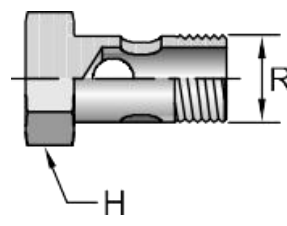
14943

DIN Metric Banjo

	PART NO.	R mm	Hose I.D.	A		E	
				inch	mm	inch	mm
				14943-10-4	10		1.85
14943-12-4	12	1/4	1.85	47	0.98	25	
14943-14-5	14	5/16	2.01	51	1.06	27	
14943-16-6	16	3/8	2.28	58	1.14	29	
14943-18-8	18	1/2	2.60	66	1.22	31	
14943-22-10	22	5/8	2.91	74	1.38	35	
14943-26-12	26	3/4	3.07	78	1.54	39	

AM

Banjo Bolt w/DIN Metric

	PART NO.	R Thread mm		H mm	Copper Washer
		R	Thread		
		AM-03	8		
AM-04	10	M10x1	14	853009-10	
AM-06	12	M12x1,5	17	853009-12	
AM-08	14	M14x1,5	19	853009-14	
AM-10	16	M16x1,5	22	853009-16	
AM-13	18	M18x1,5	24	853009-18	
AM-16	22	M22x1,5	27	853009-22	
AM-20	26	M26x1,5	32	853009-26	
AM-30	30	M30x1,5	36	853009-30	

Nantong ROKE Fluid Equipment Co., Ltd.

ROKE Factory

27-28, Alpha Industrial Park, No. 333, Kaiyuan Avenue.

Hai'an City, Jiangsu Province, China

Tel :86-513-86751377

Fax :86-513-86752577

ROKE Marketing Center

B-1108, Fortune Building, No. 817, Jianghai Avenue.

Nantong City, Jiangsu Province, China

Tel: 86-513-85400443

Fax: 86-513-85400444

Web: www.chinaroke.com

E-mail: sales01@ntroke.com

ROKE
Valves and Fittings

www.chinaroke.com